

# Annual report for 2022 of the Executive Director

unicef   
for every child

Vidhya Ganesh, Director  
Division of Data, Analytics, Planning and  
Monitoring

---

UNICEF Executive Board – Informal briefing – 18 May 2023

Item 3: Annual report for 2022 of the Executive Director of UNICEF

Reference document: [E/ICEF/2023/10](#)



# Situation of Children in the World

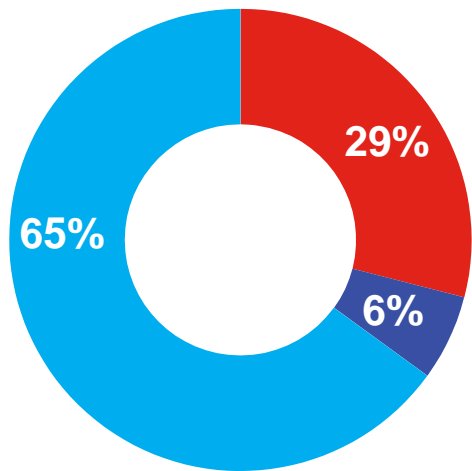
## Assessment of progress towards child-related SDG indicator targets

Percentage of country progress in relation to **targets**

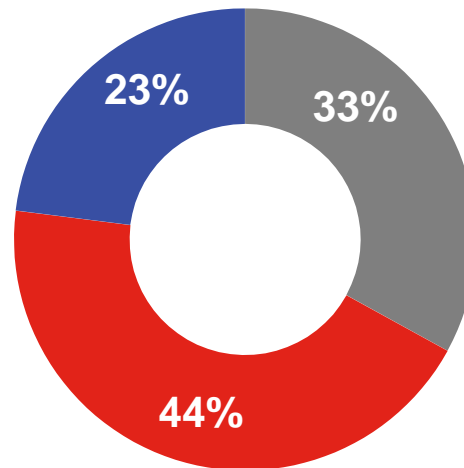
- Target met:** the country has already achieved the global SDG targets
- On track:** based on current trends, the global targets will be met by 2030
- Acceleration needed:** based on trends, the global targets will not be met by 2030
- Insufficient data** points to establish a trend and project to 2030
- No data** available



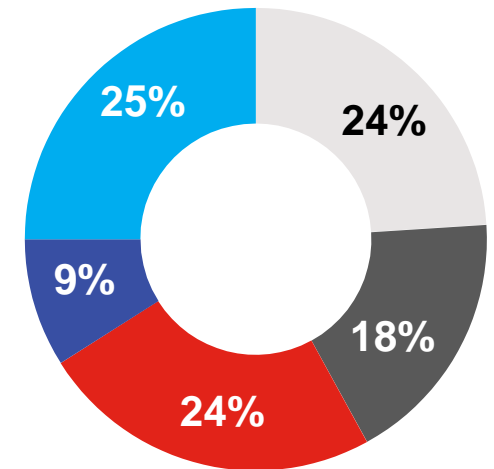
### Child survival



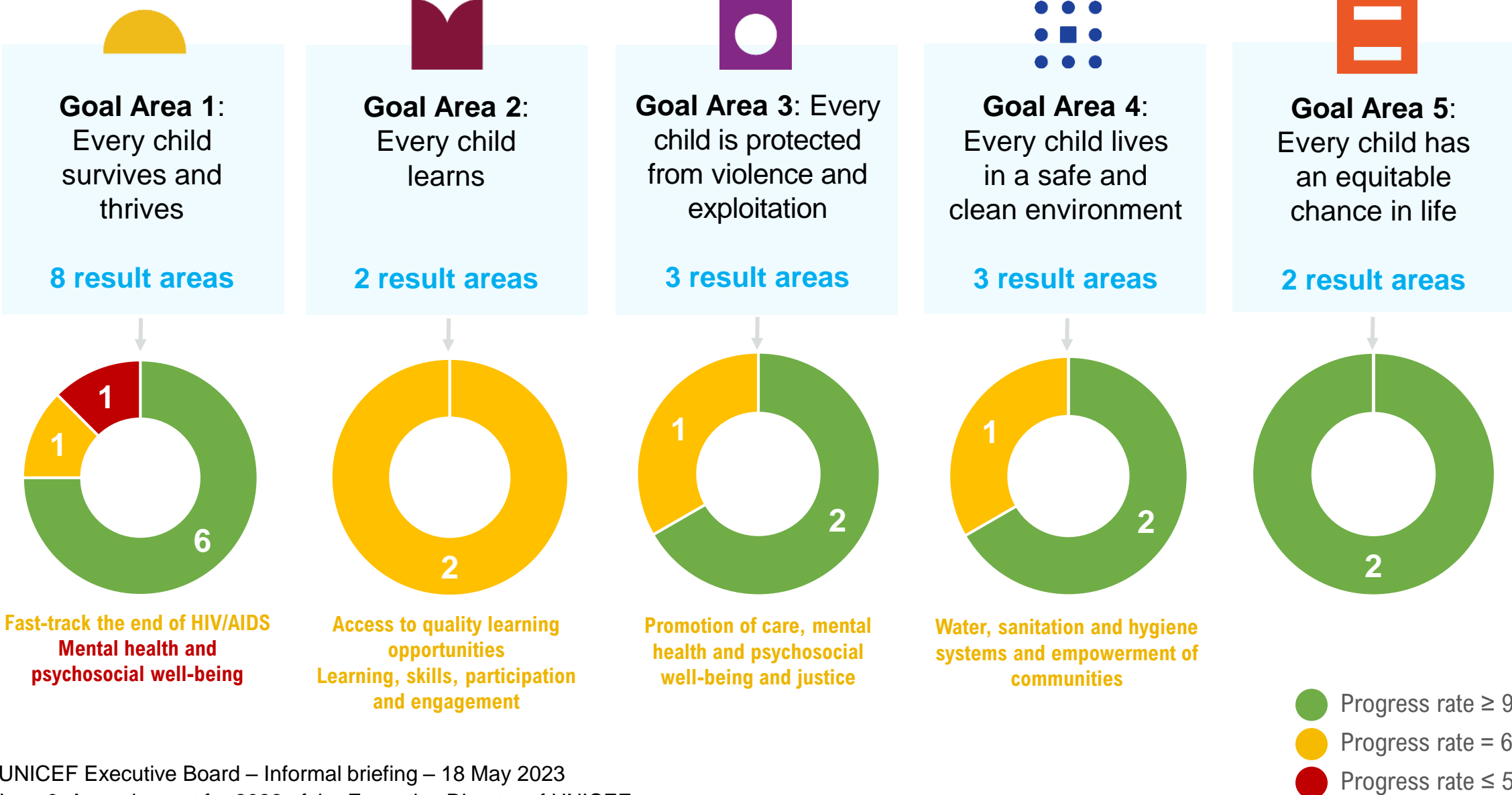
### Child nutrition




### Safe and clean environment for children



# UNICEF 2022 Performance in Goal Areas



# Key Achievements across Goal Areas




**119 countries** strengthened primary health-care systems at scale with UNICEF support, up from 97 in 2021.  
**77.9 million children** vaccinated against measles, including 27 million in countries affected by humanitarian crises (SDG 3.8).  
**356.3 million children under the age of 5 years**, more than ever before, benefited from programmes to prevent malnutrition in all its forms (SDG 2.2).



**37.9 million out-of-school children** accessed education in 2022, including 3.1 million children on the move (SDG 8.6/4.1)  
**49 per cent of countries** had effective student and community participation within the education system



**4.7 million children** who have experienced violence, exploitation, abuse and neglect reached by health, social work or justice/law enforcement services (SDG 16.3).  
**25.2 million children and caregivers** accessed mental health and psychosocial support, from 12 million in 2021 (SDG 3.4.)  
**17.2 million girls** received prevention and care to address child marriage, up from 7.6 million in 2021 (SDG 5.3)



**30.6 million people** gained access to at least basic water that is safe and available when needed, **26 million** to at least basic sanitation services, and **23.6 million** to basic hygiene (SDG 6.1/6.2)  
**15 countries** increased WASH sector financing from public or private sources at least partially due to UNICEF support.  
**69 countries** implemented child-sensitive climate, environment, sustainable energy, and disaster risk reduction programmes.



**78 countries** generated evidence and strengthened national social sector budgets for investments in children.  
**68 countries** were assessed as having strong or moderately strong social protection systems, up from 56 in 2021 (SDG1.3)

# Key Achievements in Cross-Cutting Programmes in 2022 (1)

## Resilience



**23 per cent** of countries had a **resilient education system** that can respond to humanitarian crises.

**18 countries** had **shock-responsive social protection systems**, driven partially by efforts to strengthen the readiness of national systems to scale up cash transfers as well as UNICEF internal preparedness.

## Peace-building



**12,468 children formerly associated with armed forces or groups** (58 per cent of the target population) **received protection or reintegration support**.

**16 countries** integrated **humanitarian-development-peace nexus** approaches into WASH programming, up from 13 in 2021.

**29 per cent** of country offices met organizational benchmarks for **contributions to social cohesion and peace**.

## Disability



**4.5 million children** with disabilities were reached across different programmes in 142 countries.

**60 countries** had at-scale programmes for strengthening the **capacity of front-line workers for disability inclusion**, up from 45 in 2021 and exceeding the 2022 milestone of 50.

# Key Achievements in Cross-Cutting Programmes in 2022 (2)

## Gender



**116.2 million children** aged 5–19 years benefited from **gender-responsive programmes for the prevention of anaemia** and other forms of malnutrition.

**19 per cent of country offices** implemented a minimum set of actions to **mitigate the risks of gender-based violence**, surpassing the 2022 milestone of 10 per cent.

**Over 380,000 girls and women** received prevention and protection services to eliminate **female genital mutilation**, up from 159,000 in 2021.

**Menstrual health and hygiene** services or communication reached **17.5 million adolescent girls and women** in 2022.

## Climate Action



**69 countries** implemented programmes to enhance **climate- and disaster-resilience of children** and promote **environmental sustainability**, up from 37 in 2021

**13 countries** assessed the **climate risks and articulated climate-resilient WASH services** in key national documents related to climate change

**20 countries** integrated **environmental health risks in primary health care**, to protect children's health from the impacts of climate change and pollution



## 2022 Progress

UNICEF's progress rate on its change strategies is **over 90% in 8 of the 9 cases**, with only the “Partnerships and Engagement” area coming short at 77%

## Select Results

**60 per cent** of country offices established or advanced community engagement and social and behaviour change standards for programming, and **37 per cent** of country offices met organizational benchmarks for the accountability to affected populations.

A record **\$7.4 billion in supplies and services** procured in 2022. UNICEF leveraged its purchasing power in markets and product innovation to reduce barriers hindering access to supplies.

**87 per cent** of country offices engaged in joint programmes with other UN organizations to scale up key results for children, surpassing the 2025 target of 85 per cent.





## 2022 Progress

UNICEF's progress rate on its enablers is **over 90% in 4 of the 5 cases**, with only the “Agile and responsive business model” area coming short at 77%

## Select Results

While total UNICEF income in 2022 grew by an **additional \$1.2 billion** compared with 2021, the **proportion of regular resources** to total income declined.

Offices took steps to better manage overall safeguarding risks. **65 country offices** implemented systems to **prevent and respond to sexual exploitation and abuse**.

Progress was made in overall **gender parity**, reaching **48.9 per cent women staff** in 2022.

Organizational culture, diversity, equity and inclusion became more institutionalized, and progress was monitored on workplace culture. About **40 per cent of offices** met the organizational benchmark on psychological safety and trust.





# Expenses and Revenue

## Direct programme expense by Goal Area, 2022

Goal Area	Total expense (millions)
Every child survives and thrives	\$3 257.2
Every child learns	\$1 559.1
Every child is protected from violence and exploitation	\$876.3
Every child lives in a safe and clean environment	\$1 264.4
Every child has an equitable chance in life	\$1 028.0
<b>TOTAL</b>	<b>\$7 985.0</b>

**Total revenue for 2022** was \$10.3 billion.

**Public sector revenue: \$7.4 billion**

**Private sector revenue: \$2.7 billion**

**2022 regular resource revenue from the public sector** decreased to \$524 million from \$762 million in 2021.

**Revenue for humanitarian assistance at \$5.1 billion in 2022** was 60% higher than 2021.

**The humanitarian funding requirement increased to \$11.7 billion in 2022** from \$7.2 billion in 2021.

# Looking Ahead



Continue working to **improve the quality, flexibility and predictability of resources** in accordance with the Funding Compact



Strengthen **front-line service delivery systems rooted in communities** and leverage community-based primary health care and nutrition as entry points.

Articulate the approach to **addressing intersecting deprivations and discrimination** facing children.



Work with Member States and other partners for a successful **SDG Summit** later this year and **Summit of the Future** in 2024.



Define a systematic approach to **anticipate and respond to global shocks** and develop **Sustainability and Climate Action Plan**.



Remain the steadfast **child right champion**, amplifying children's voices and guided by their hopes and aspirations.

# Report on the recommendations of the Joint Inspection Unit

## 2022 JIU Activities

3 JIU reports issued, with

- **20 recommendations** for action
  - 4 for Executive Board (EB)
  - 16 for Executive Director (ED)

## UNICEF actions

Of the 20 recommendations,

- **18 accepted** by UNICEF
  - 16 implemented** in the same year
  - 2 in progress
- 2 outside sole remit

## UNICEF JIU Status

For recommendations issued prior to 2022, of the 13 open recommendations,

- 8 implemented in 2022
- 5 remain in progress





Thank you.