



# CENTRAL SAHEL: Burkina Faso, Mali and Niger

## Child Rights and Humanitarian Dashboard - December 2022

### SITUATION IN NUMBERS

As of 31 December 2022

#### CHILDREN IN NEED 2022

**9.9M**  
Children in need

| Burkina Faso: 2.8M | Mali: 5.1M  
| Niger: 2M

#### INTERNALLY DISPLACED AND REFUGEE CHILDREN

**1.7M**  
Internally displaced and refugee children

| Burkina Faso: 1.2M | Mali: 277K  
| Niger: 365K

**3.2M**  
Total IDPs and refugees

| Burkina Faso: 2M | Mali: 503K  
| Niger: 664K

#### CHILDREN AT RISK OF SEVERE ACUTE MALNUTRITION IN 2022

**981K**  
Children aged 6-59 months at risk of SAM\*\* in 2022

| Burkina Faso: 179,252 | Mali: 309,821  
| Niger: 491,822

\* Internally Displaced Persons

\*\* SAM: Severe Acute Malnutrition

### FUNDING GAP (%)

January to December 2022

**62%**  
Funding gap

| Burkina Faso: 71% (\$181M Required)  
| Mali: 46% (\$128M Required)  
| Niger: 64% (\$82M Required)

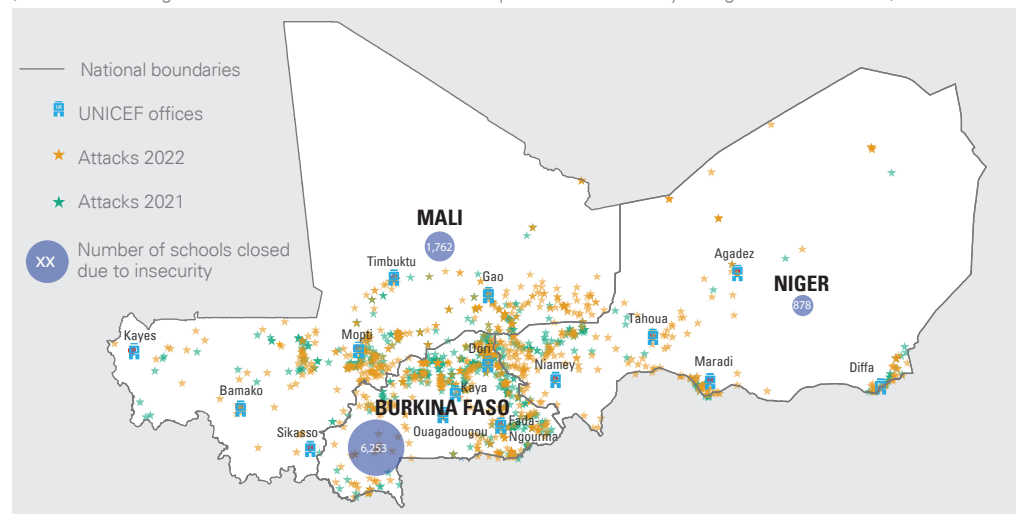
### SITUATION OVERVIEW AND UNICEF PRESENCE

As of 31 December 2022

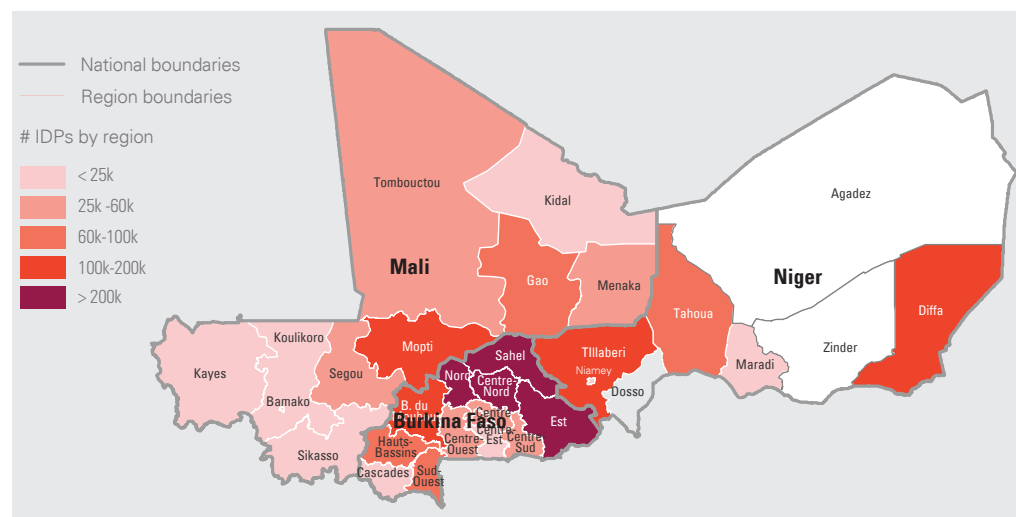
#### CONFLICT DYNAMICS IN CENTRAL SAHEL

##### Attacks from 1 January 2021 to 30 December 2022, school closures and UNICEF presence

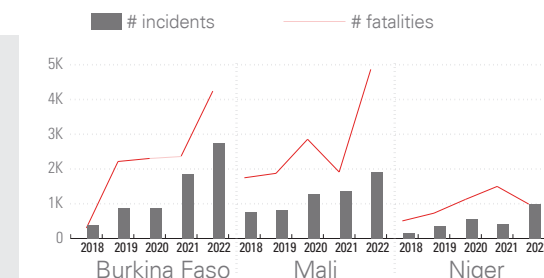
(Attack: Violence against civilians - all forms of violence except sexual violence - by an organised armed actor)



#### Internally Displaced Persons (IDPs)

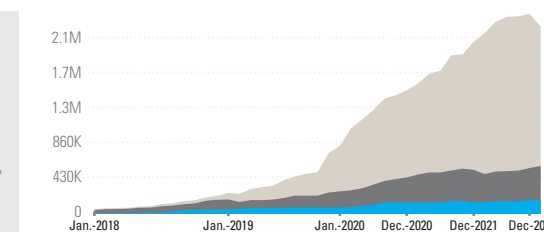


##### Evolution of incidents from 2018 to 2022



- Continuous increase in conflict incidents since 2018.
- Increasing complexity (security management and access) due to overlap between armed groups' areas of influence.
- Expansion of armed groups who do not perceive UN and partners as neutral.
- Increased willingness to target humanitarian workers, assets and activities.

##### Evolution of IDPs from 2018 to 2022



- Burkina Faso**  
+9% of IDPs since December 2021
- Mali**  
+5% of IDPs since December 2021
- Niger**  
+20% of IDPs since December 2021

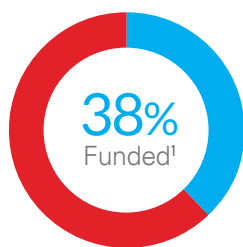


# CENTRAL SAHEL: Burkina Faso, Mali and Niger

## Child Rights and Humanitarian Dashboard - December 2022

### FUNDING STATUS

January to December 2022



**\$391M**  
Funding required

**\$150M**  
Funding received

**\$241M**  
Unmet

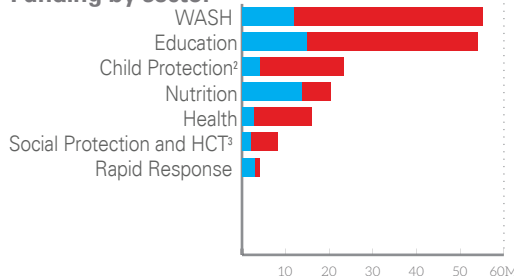
● Funding received ● Funding gap

<sup>1</sup>The total funding received out of the total funding required

#### BURKINA FASO



##### Funding by sector

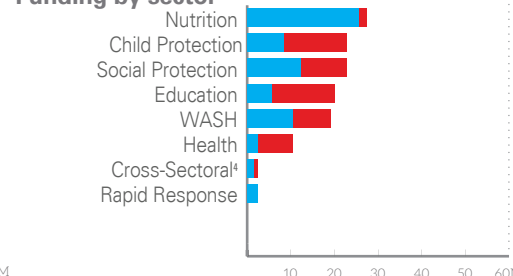


<sup>2</sup>Child Protection including GBVIE and PSEA <sup>3</sup>HCT: Humanitarian Cash Transfers

#### MALI



##### Funding by sector

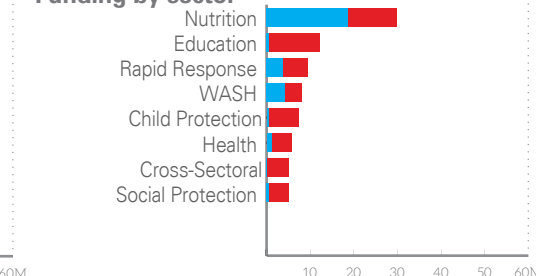


<sup>4</sup>Cross-Sectoral: HCT, C4D, RCCE and AAP

#### NIGER



##### Funding by sector



### KEY ACHIEVEMENTS

January to December 2022

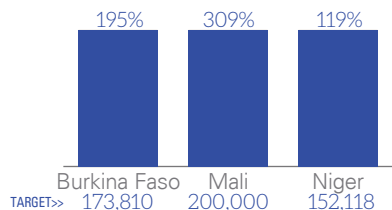
#### HEALTH - Measles vaccination

**1.1M**

Children vaccinated against measles

**216%**  
REACHED

**525,928**  
TARGETED



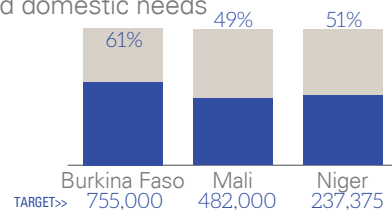
#### WASH - Water access

**819K**

People accessing a sufficient quantity of safe water for drinking and domestic needs

**56%**  
REACHED

**1,474,375**  
TARGETED



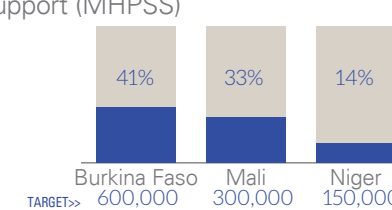
#### CHILD PROTECTION - MHPSS

**365K**

Children and caregivers accessing mental health and psychosocial support (MHPSS)

**35%**  
REACHED

**1M**  
TARGETED



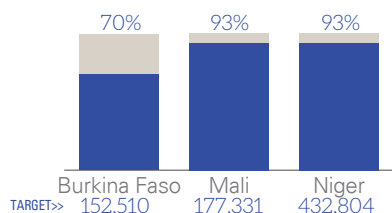
#### NUTRITION - SAM treatment

**674K**

Children aged 6-59 months with SAM admitted for treatment

**88%**  
REACHED

**762,645**  
TARGETED



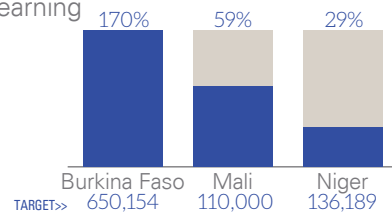
#### EDUCATION - Access

**1.2M**

Children accessing formal or non-formal education, including early learning

**135%**  
REACHED

**896,343**  
TARGETED



#### SOCIAL PROTECTION - Cash Transfers

**4K**

Households reached with UNICEF funded multi-purpose humanitarian cash transfers

**28%**  
REACHED

**15,000**  
TARGETED

