



SITUATION IN NUMBERS

As of 31 December 2022

CHILDREN IN NEED 2022

27.4M
Children in need

INTERNALLY DISPLACED AND REFUGEE CHILDREN

5.2M
Total IDPs and Refugees

83% Child IDPs* | **17%** Child Refugees

CHILDREN AT RISK OF SEVERE ACUTE MALNUTRITION IN 2022

2.5M
Children aged 6-59 months at risk of SAM** in 2022

SCHOOL CLOSURES DUE TO INSECURITY

13,122
Schools closed in Burkina Faso, Cameroon, Chad, Niger and Nigeria due to insecurity

* Internally Displaced Persons

** SAM: Severe Acute Malnutrition

FUNDING GAP (%)

As of 31 December 2022

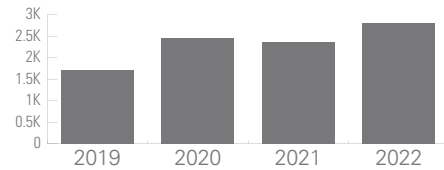
68%
Funding gap

SITUATION OVERVIEW AND UNICEF PRESENCE

As of 31 December 2022

CONFLICT DYNAMICS IN THE SAHEL

Evolution of attacks 2019, 2020, 2021 and 2022



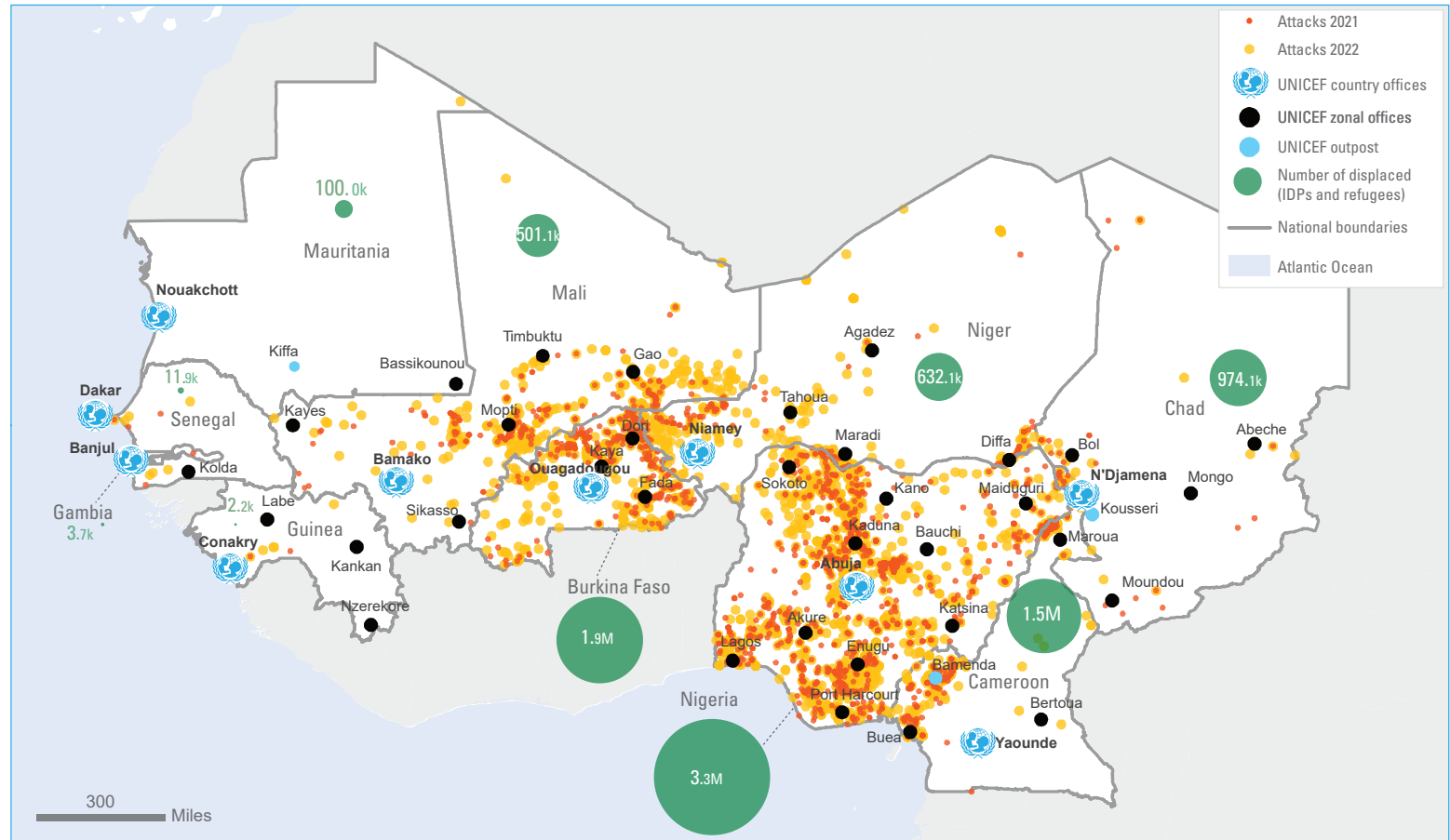
- Continuous increase in conflict incidents since 2019.
- Increasing complexity (security management and access) due to overlap between armed groups' areas of influence.
- Expansion of armed groups who do not perceive UN and partners as neutral.
- Increased willingness to target humanitarian workers, assets and activities not perceive UN and partners as neutral.
- Increased willingness to target humanitarian workers, assets and activities.

Internally Displaced Persons

9M
Total IDPs

36% Nigeria
23% Burkina Faso
9% Cameroon

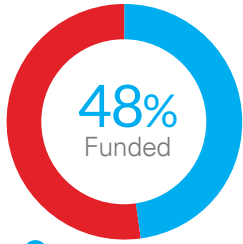
Attacks from 1 January 2021 to 31 December 2022 and UNICEF presence





FUNDING STATUS

January to December 2022

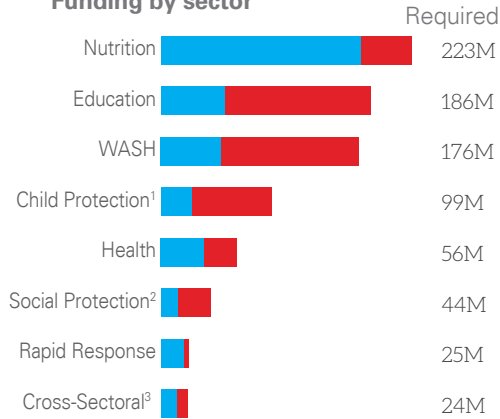


\$846M
Funding required

\$403M
Funding received

\$443M
Unmet

Funding by sector



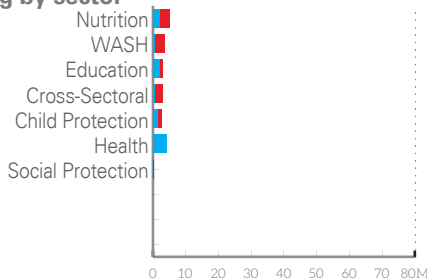
¹Including GBViE and PSEA, ²Including Humanitarian Cash Transfers, ³Cross-Sectoral: HCT, C4D, RCCE and AAP

MAURITANIA

\$19M required



Funding by sector

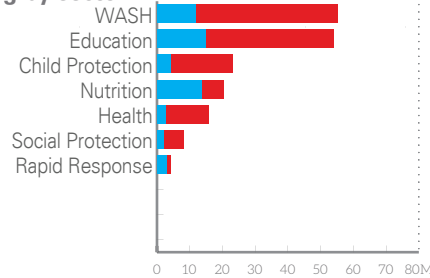


BURKINA FASO

\$181M required



Funding by sector

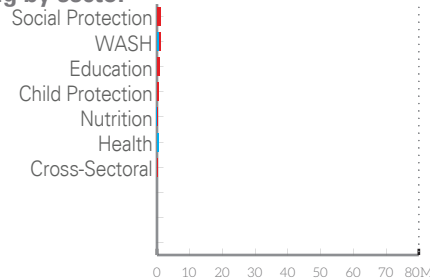


THE GAMBIA

\$3.8M required



Funding by sector

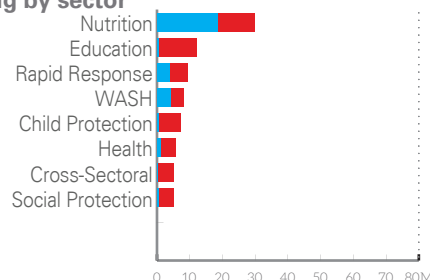


NIGER

\$82M required



Funding by sector

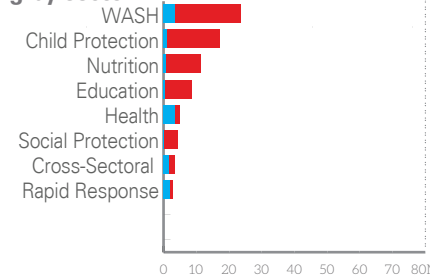


CAMEROON

\$76M required



Funding by sector

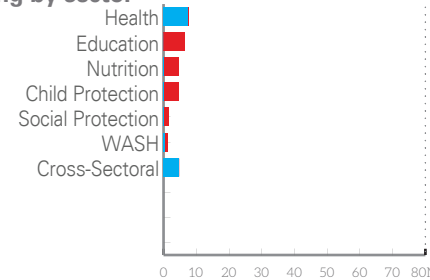


GUINEA

\$27M required



Funding by sector

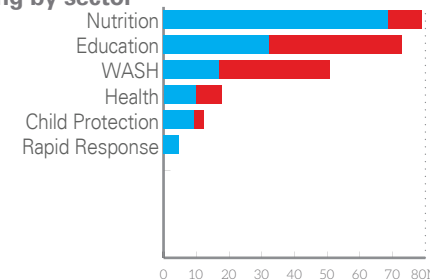


NIGERIA

\$234M required



Funding by sector

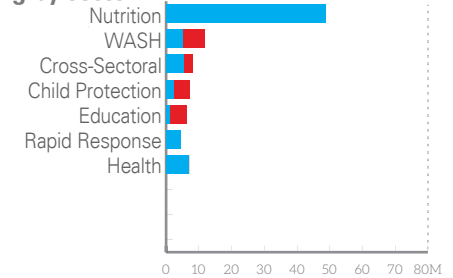


CHAD

\$84M required



Funding by sector

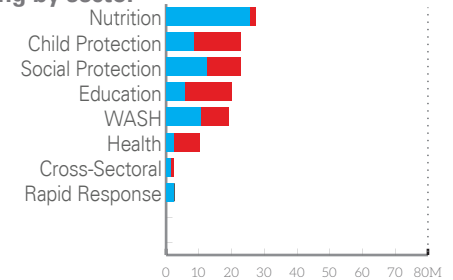


MALI

\$127M required



Funding by sector

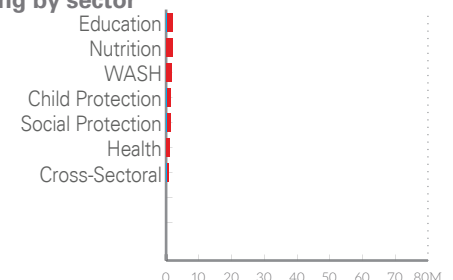


SENEGAL

\$10.4M required



Funding by sector






KEY ACHIEVEMENTS

January to December 2022

HEALTH - Measles vaccination

5.5M

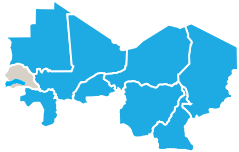
Children vaccinated against measles



212%
REACHED
2.6M
TARGETED



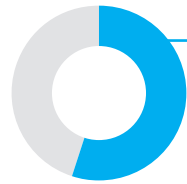
9 countries



WASH - Water access

2M

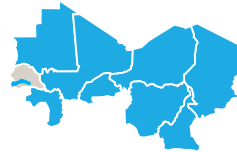
People accessing a sufficient quantity of safe water for drinking and domestic needs



55%
REACHED
3.6M
TARGETED



9 countries



CHILD PROTECTION - MHPSS

0.82M

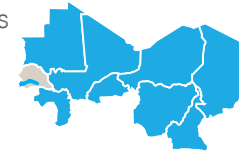
Children and caregivers accessing mental health and psychosocial support (MHPSS)



44%
REACHED
1.8M
TARGETED



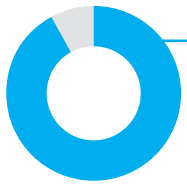
9 countries



NUTRITION - SAM treatment

1.7M

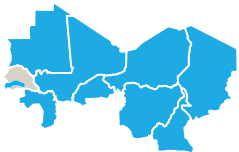
Children aged 6-59 months with SAM admitted for treatment



92%
REACHED
1.8M
TARGETED



9 countries



EDUCATION - Access

6.9M

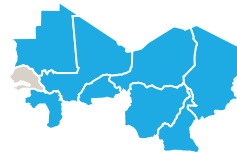
Children accessing formal or non-formal education, including early learning



137%
REACHED
5M
TARGETED



8 countries



SOCIAL PROTECTION - Cash Transfers

64K

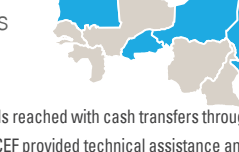
Households reached with cash transfers*



59%
REACHED
110K
TARGETED



4 countries



* Sum of # households reached with cash transfers through an existing government system where UNICEF provided technical assistance and/or funding AND # households reached with UNICEF funded multi-purpose humanitarian cash transfers