

Report on the midterm review of the UNICEF Strategic Plan, 2022-2025 and annual report for 2023 of the Executive Director of UNICEF

unicef 
for every child

Vidhya Ganesh, Director
Division of Data,
Analytics, Planning and
Monitoring



UNICEF Executive Board – Informal briefing – 28 May 2024

Item 3: Report on the midterm review of the UNICEF Strategic Plan, 2022-2025 and annual report for 2023 of the Executive Director of UNICEF

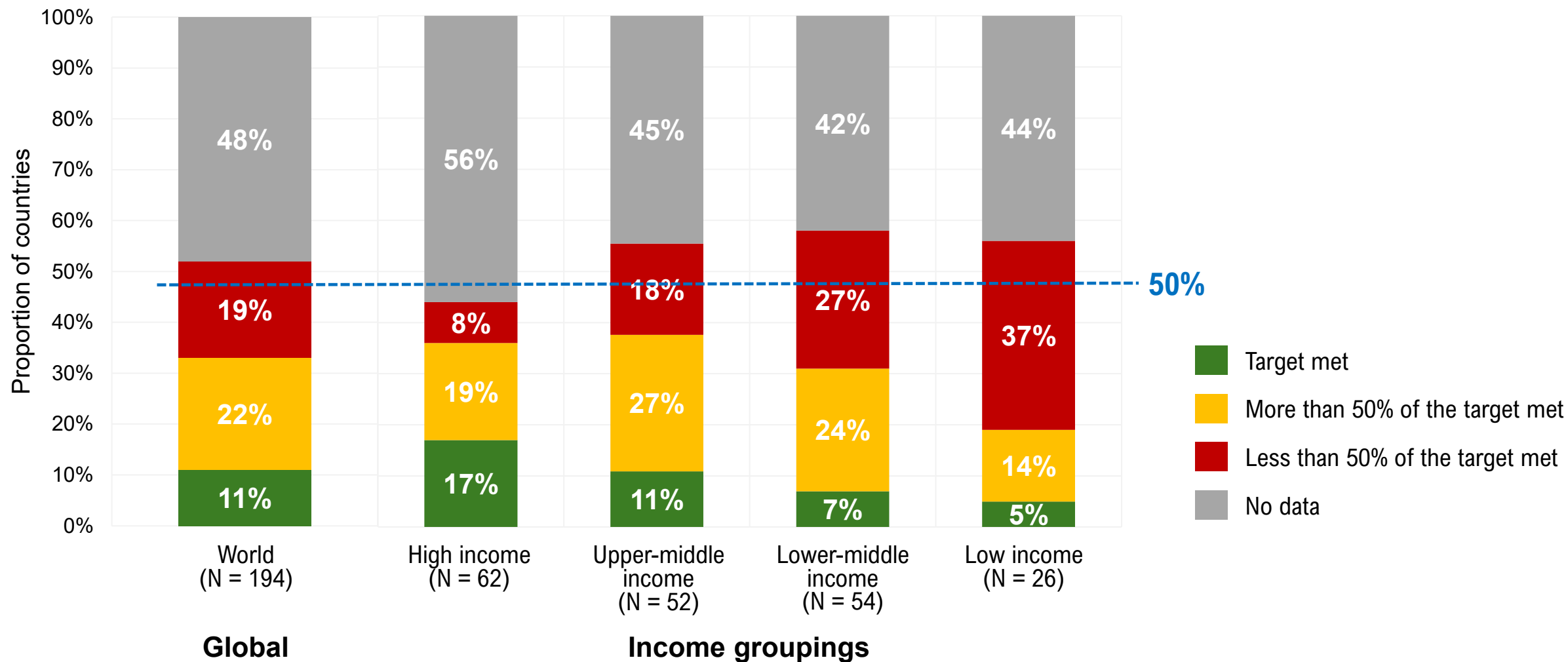
Reference document: (E/ICEF/2024/11)

Major Economic and Sociopolitical Factors Impacting Global Development



Status of Child-Related Sustainable Development Goals

Status of the 48 child-related SDG targets by country income groupings based on latest available data, July 2023




UNICEF Performance in Goal Areas 2023



Goal Area 1
Survive and thrive

8 result areas




Goal Area 2
Learning and skills acquisition

2 result areas



Goal Area 3
Protection from violence and exploitation

3 result areas



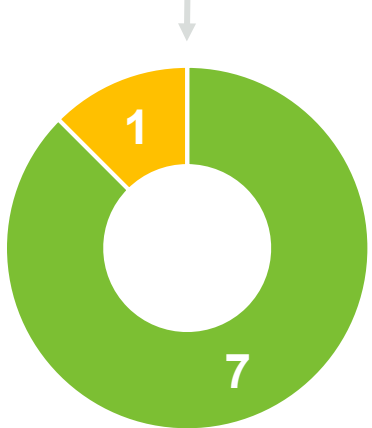
Goal Area 4
Safe and clean environment

3 result areas

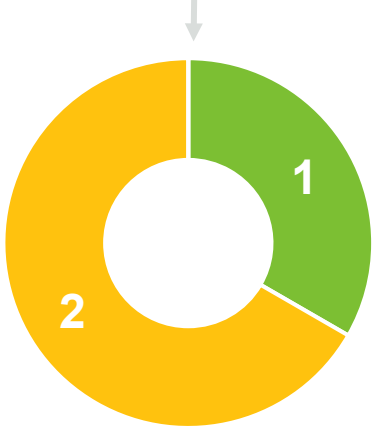



Goal Area 5
Living free from child poverty and access to social protection

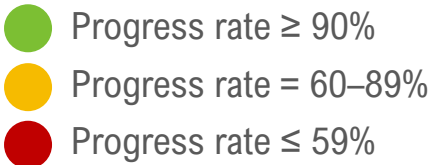

2 result areas



Mental health and psychosocial well-being



Water, sanitation and hygiene systems and empowerment of communities
Climate change, disaster risks and environmental degradation



Key Achievements across Goal Areas 2023



132.9 million children vaccinated against measles, including 32.4 million in countries affected by humanitarian crises.

34.1 million live births in health facilities supported in 2023 alone.

73 countries expanded its support to integrate early detection and treatment of wasting into routine services, from 67 countries in 2021.

434.4 million under-5 children and pregnant and breastfeeding mothers reached with programmes for stunting prevention.

37.7 million out-of-school children accessed education, and **31.2 million** accessed learning materials.

35 per cent of countries institutionalized holistic skills development, up from 21 per cent in 2021.



11.8 million parents and caregivers reached with parenting programmes, while **34.7 million children and caregivers** accessed mental health and psychosocial support, from 12 million in 2021.

46 countries had quality assurance for social service work, exceeding the 2023 milestones of 43.

603,000 girls and women received prevention and protection services to eliminate female genital mutilation.

35.9 million people gained access to at least basic water that is safe and available when needed, **21.5 million** to at least basic sanitation services, and **24.2 million** to basic hygiene.

21 countries increased WASH sector financing from public or private sources at least partially due to UNICEF support.

68 countries implemented child-sensitive climate, environment, sustainable energy, and disaster risk reduction programmes.



79 countries were assessed as having strong or moderately strong social protection systems, up from 56 in 2021.

84 countries strengthened public finance systems and advanced social sector budgets, up from 65 in 2021.

Key Achievements in Cross-Cutting Programmes in 2023



Climate Action

5.4 and 4.8 million people, respectively, accessed climate-resilient water systems and sanitation facilities
In 78 countries, children and young people were engaged in action and advocacy to address climate change, 28 of which worked to mainstream in teacher training and learning opportunities




Resilience

32 per cent of countries reported having a resilient education system that can respond to humanitarian crises.
22 countries had shock-responsive social protection systems, driven partially by efforts to strengthen the readiness of national systems to scale up cash transfers as well as UNICEF internal preparedness.



Peace-building

30 per cent of country offices met organizational benchmarks for contributions to social cohesion and peace.
68 per cent of countries experiencing conflict had a system to document, analyse and use data about grave child rights violations for prevention and response, up from 52 per cent in 2022.



Gender

122.8 million children aged 5–19 years benefited from gender-responsive programmes for the prevention of anaemia and other forms of malnutrition.
29 per cent of country offices met organizational standards for UNICEF Gender Action Plan implementation, up from 3 per cent in 2021.



Disability

4.7 million children with disabilities were reached across different programmes in 145 countries.
67 countries had disability-inclusive social protection programmes, up from 55 in 2021.

Change Strategies and Enablers 2023 Performance | Organizational Effectiveness and Efficiency

UNICEF's progress rate on its change strategies is over 90 per cent in **8 of the 9 cases**, with only the “Data, research, evaluation and knowledge management” area coming short at 85 per cent.



UNICEF's progress rate on its enablers is over 90 per cent in **4 of the 5 cases**, with the “Strategic internal communication and staff engagement” area coming close at 89 per cent.



67 per cent country offices met organizational benchmarks for **community engagement and social and behaviour change** standards, while **37 per cent country offices** met for systematically **assessing** and addressing multi-faceted drivers of **discrimination and stigmatization**.



UNICEF procured **\$5.24 billion in goods and services**, up 37 per cent from pre-COVID-19 figures. Over \$893.1 million worth of emergency supplies were delivered to 81 countries.



50 per cent of country offices met organizational benchmarks for the **accountability to affected populations**.



Offices took steps to better manage overall safeguarding risks. **56 country offices** implemented systems to **prevent and respond to sexual exploitation and abuse**.



UNICEF met **94 per cent** of benchmarks on the **System-Wide Action Plan for gender equality**, mainly due to progress made in overall **gender parity**, reaching **49.4 per cent women staff** in 2023.



54 per cent of UNICEF offices were located in **United Nations common premises**, facilitating common or shared services between organizations.

Key Shifts Emerging from the MTR



Global reprioritization on the **rights and needs of children**



Renewed focus on evidence for **SDG acceleration at scale**

Implement **Sustainability and Climate Action Plan** and invest in **resilient** systems and communities



Reposition UNICEF as a **strategic contributor to Africa's development agendas**



Step up work on **systemic change** and **systems strengthening**, including thought leadership and policy solutions



Practical solutions to realize rights of **adolescent girls**, including by promoting their leadership and agency

Operationalize analytical work for a **deeper and differentiated understanding of SDG progress**



More **strategic resource allocation**, including in contexts such as UMICs



Priorities and Emphasis at MTR



GOAL AREA 1

- Accelerate expansion of primary healthcare to community level.
- Accelerate gains in reaching zero-dose children.
- Accelerate gains in improving maternal nutrition.
- Accelerate gains in preventing childhood obesity.
- Advocate to transform food and health systems.



GOAL AREA 2

- Focus on educational transitions to address compounding skills gap.
- Enhance preparedness for and continuity of education in emergencies.
- Digital transformation
- Gender, equity and inclusion.
- Climate education.



GOAL AREA 3

- Prioritize inclusion, resilience, and climate adaptability.
- Expand birth registration interoperability and digitalization.
- Address interdependence of violence and expand work on online violence.
- Accelerate the elimination of harmful practices.
- Emphasize field engagement in migration and displacement.

Priorities and Emphasis at MTR



GOAL AREA 4

- Develop integrated WASH approach in healthcare.
- Invest in upskilling staff on resilience.
- Accelerate work on leveraging financing.
- Advocate for incorporation of climate-resilient sanitation into the Green Climate Fund and tracking WASH in the global goal on adaptation.
- Prioritize sustainability and climate action across programming, operations and advocacy.



GOAL AREA 5

- Ending child poverty as a policy priority.
- Convene expertise for family-friendly policies.
- Scale up efforts to improve social protection systems' coverage and shock-responsiveness.
- Invest in countries' preparedness and crisis response capacity.
- Equitable access to global insurance/ risk finance markets.
- Support local governments in partnering with financial institutions.

Revised Integrated Results and Resources Framework

Principles and approach

- Adjust emphasis where relevant to remain agile, while preserving continuity across multiple planning cycles.

Proposed Revisions

- Addition of 2 new indicators on climate action.
- Revision of 22 existing indicators to reflect programmatic adaptations and/or strengthen methodological rigour.
- Retirement of 8 indicators due to decreasing programmatic relevance or data unavailability.
- Revision of milestones and targets for 9 indicators, based on the performance and the need for accelerated progress.



Expenses and Revenue

Direct programme expense by Goal Area, 2023

Goal Area	Total expense (millions)
Every child survives and thrives, with access to nutritious diets, quality primary health care, nurturing practices and essential supplies	\$3 631.8
Every child learns and acquires skills for the future	\$1 741.7
Every child is protected from violence, exploitation, abuse, neglect and harmful practices	\$982.0
Every child has access to safe and equitable water, sanitation and hygiene services and supplies, and lives in a safe and sustainable climate and environment	\$1 250.0
Every child has access to inclusive social protection and lives free of poverty	\$851.4
TOTAL	\$8 456.9

Total revenue for 2023 was **\$8.9 billion** (decrease of 14 per cent from 2022).

Public sector revenue: \$6.4 billion

Private sector revenue: \$2.1 billion

2023 regular resource revenue from the public sector marginally increased from \$524 million in 2022 to **\$526 million in 2023**.

Revenue for humanitarian assistance was **\$3.1 billion in 2023**.

Thank you.