



Private Fundraising and Partnerships: Financial report for the year ended 31 December 2022

Carla Haddad Mardini
Director
Private Fundraising & Partnerships Division

2018–2022 Financial Results – Private Sector Revenue

IN 2022

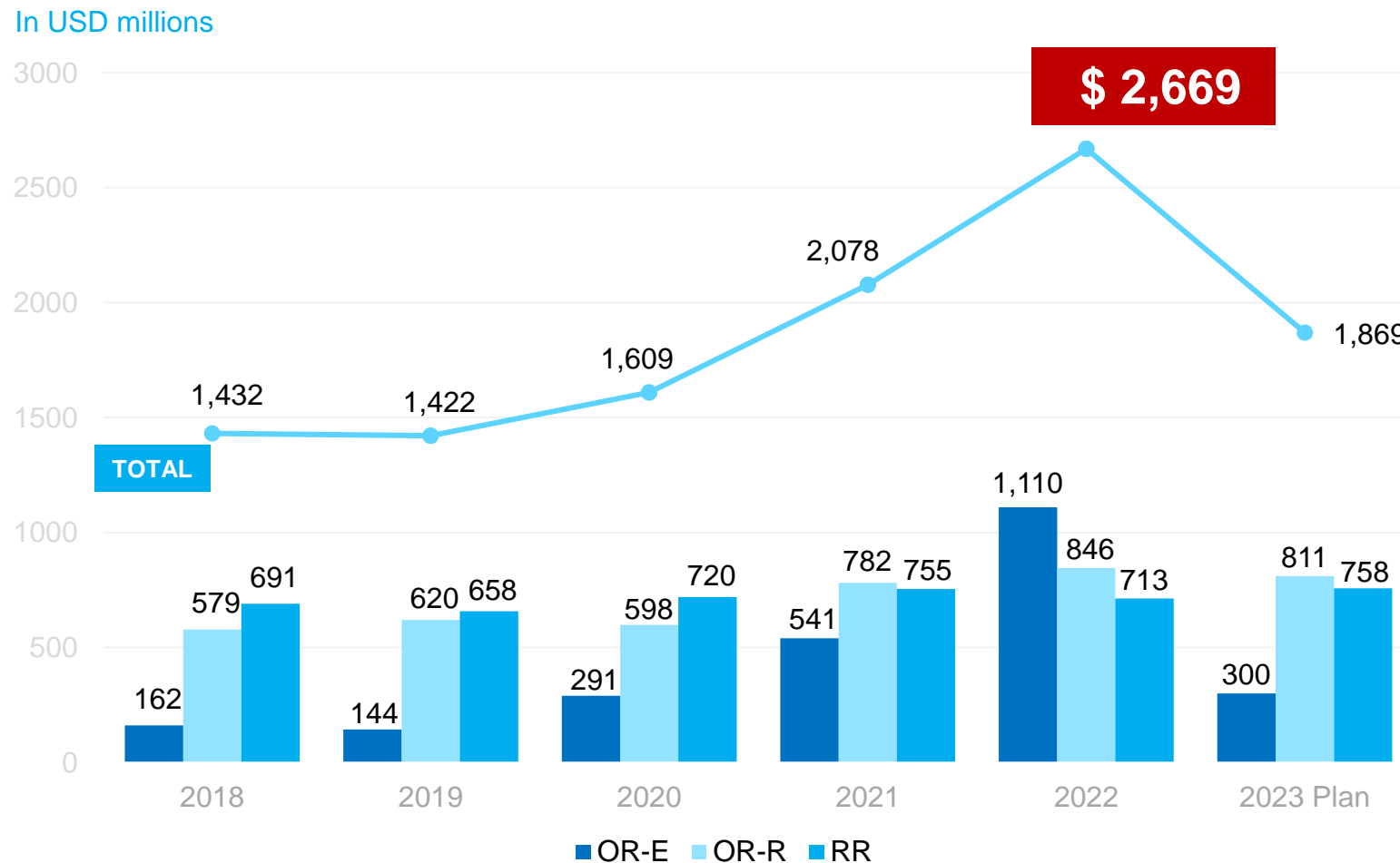
\$2.67 billion

Record high total private sector revenue

Outstanding
growth in emergency

Over **50%** of
UNICEF total core resources for results (RR)

came from private sector



Note: 2018-2022 PFP revenue. 2023 data as per 2023 PFP budget and workplan.

United Nations collaboration on private sector partnerships



unicef 
for every child



Unlocking Public and Private
Finance for the Poor



World Food
Programme



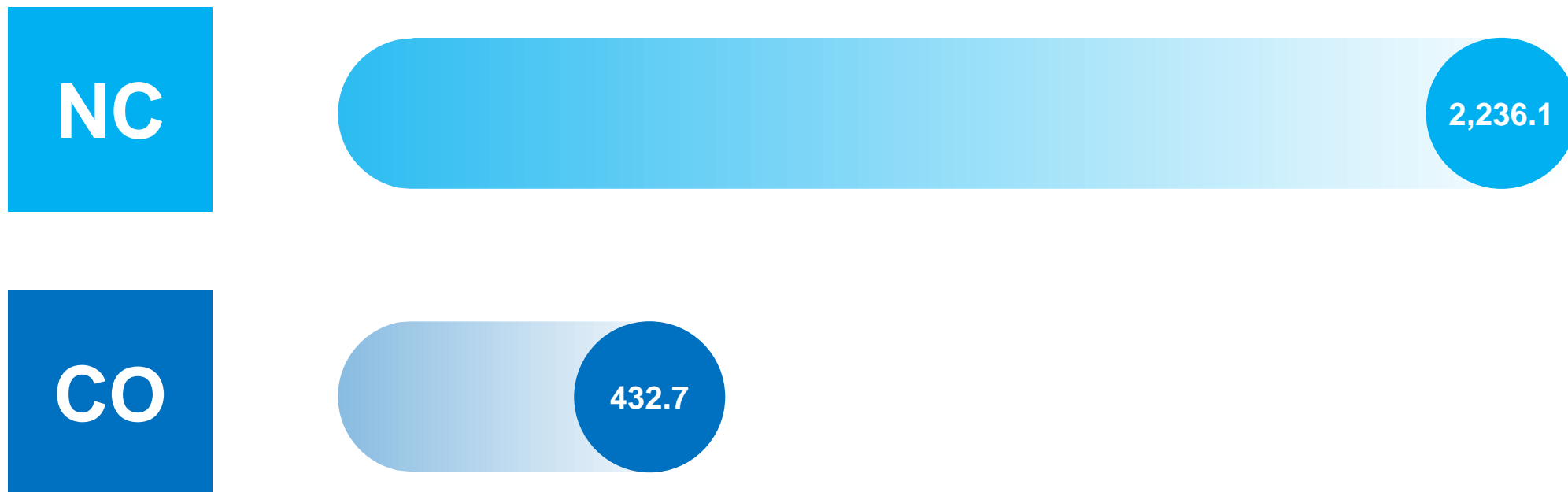
United Nations
Global Compact



UNHCR
The UN Refugee Agency

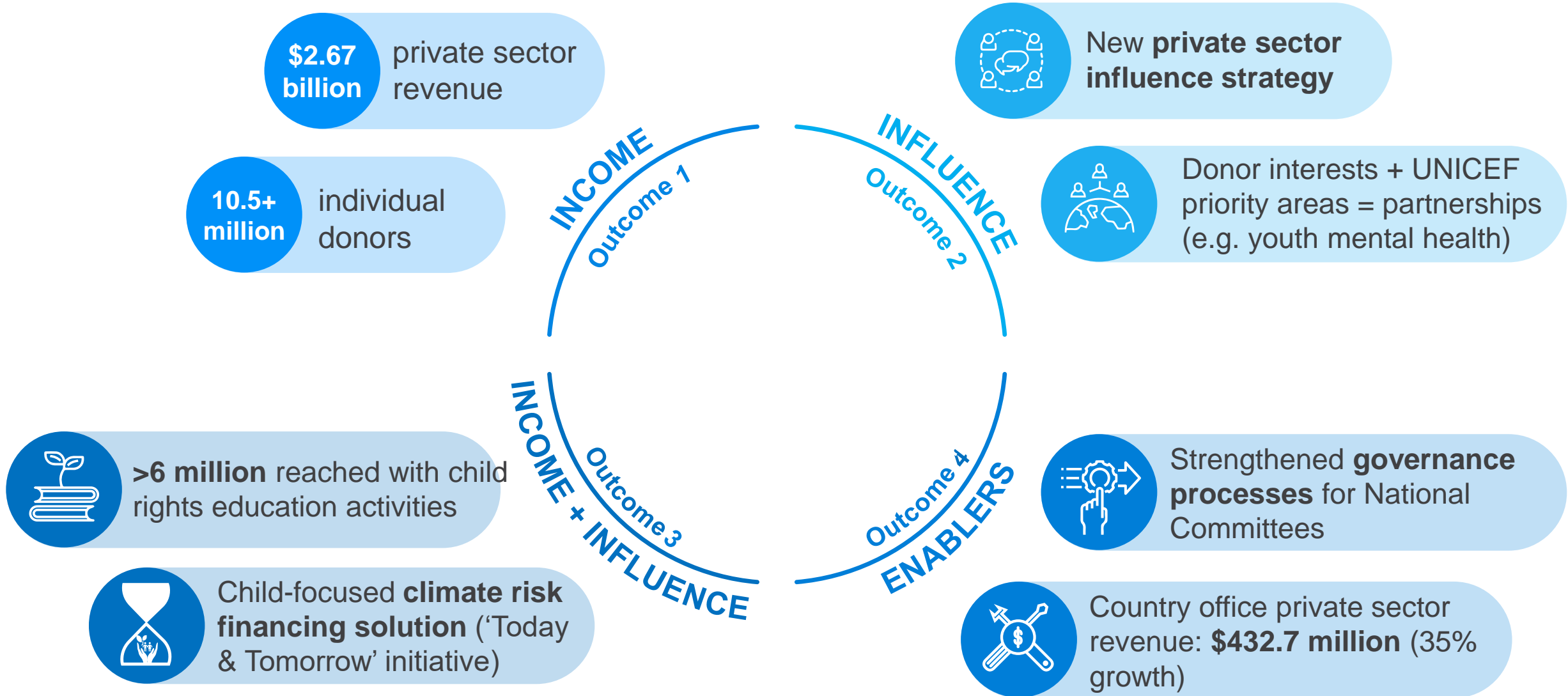
Total revenue from National Committees (NC) and country offices (CO)

In millions of United States dollars




Private sector fundraising in country offices directly fund in-country programmes (in middle-income and high-income country contexts) and contribute to global RR for long-term sustainability of UNICEF programmes.

2022 Results: Income + Influence = Impact for children



How PFP utilized resources in 2022 (RR funded)

In millions of United States dollars



Total 2022 Budget

\$171.1m

7% ↓

Total 2022 Actual

\$159.5m

in savings

- Special purpose: other fundraising expenses
- Special purpose: investment funds
- Development effectiveness and management

2022 Budget



2022 Actual

Note: Due to rounding, totals (at right) may differ slightly from the sum of the figures.

Thank you.

