

Annual report for 2022 of the Executive Director of UNICEF

unicef 
for every child

Vidhya Ganesh, Director
Division of Data, Analytics, Planning and
Monitoring

UNICEF Executive Board – 2023 annual session (13–16 June 2023)

Item 3: Annual report for 2022 of the Executive Director of UNICEF

Reference document: [E/ICEF/2023/10](https://www.unicef.org/press-releases/2023/06/10)



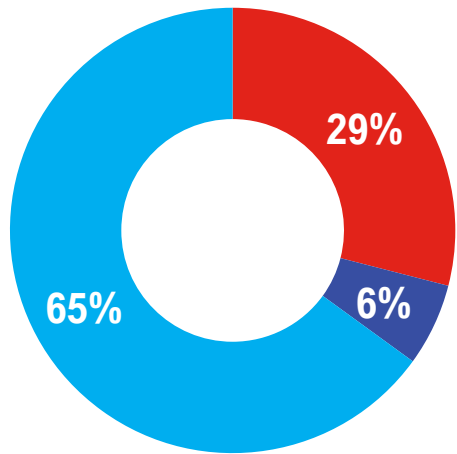
Situation of Children in the World

Assessment of progress towards child-related SDG indicator targets

- **Target met:** the country has already achieved the global SDG targets
- **On track:** based on current trends, the global targets will be met by 2030
- **Acceleration needed:** based on trends, the global targets will not be met by 2030
- **Insufficient data points to establish a trend and project to 2030**
- **No data available**

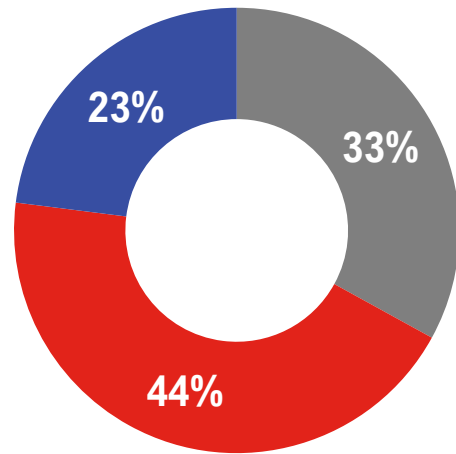
3 GOOD HEALTH AND WELL-BEING

Child survival



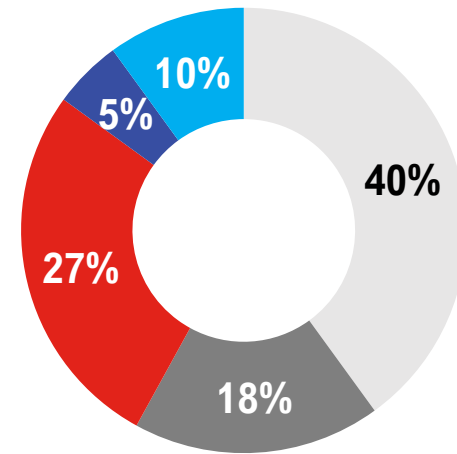
2 ZERO HUNGER

Child nutrition



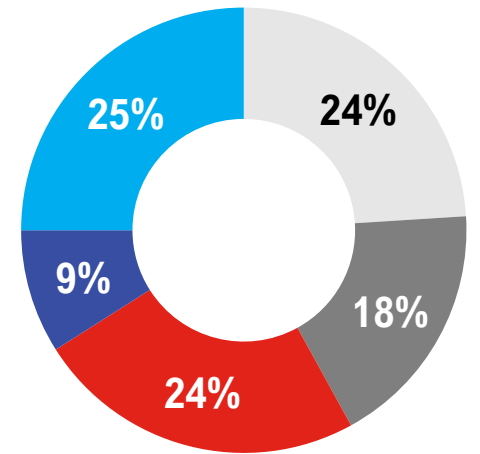
4 QUALITY EDUCATION

Education*



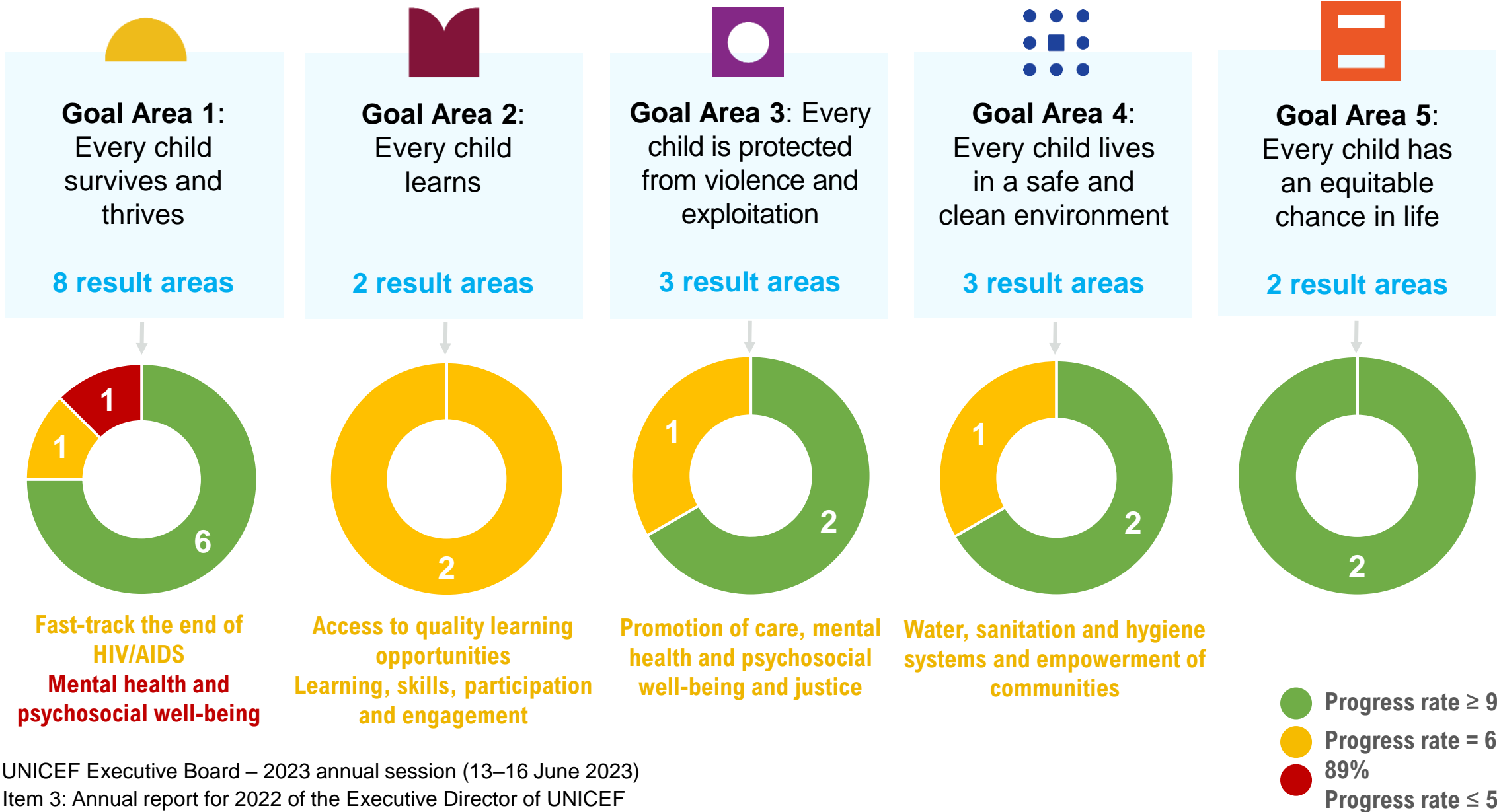
6 CLEAN WATER AND SANITATION

Safe and clean environment for children



*Downloaded from <https://data.unicef.org/sdgs>.

UNICEF 2022 Performance in Goal Areas



Key Achievements in Cross-Cutting Programmes in 2022

Resilience



23 per cent of countries had a resilient education system that can respond to humanitarian crises.

18 countries had shock-responsive social protection systems.

Peace-building



16 countries integrated humanitarian-development-peace nexus approaches into WASH programming.

29 per cent of country offices met organizational benchmarks for contributions to social cohesion and peace.

Disability



4.5 million children with disabilities were reached across different programmes in 142 countries.

60 countries had at-scale programmes for strengthening the capacity of front-line workers for disability inclusion.

68 countries had at-scale programmes addressing gender discriminatory roles and practices among children.

12 per cent of offices met organizational standards for UNICEF Gender Action Plan implementation.

Gender



69 countries implemented programmes to enhance climate and disaster resilience of children and promote environmental sustainability.

13 countries assessed the climate risks and articulated climate-resilient WASH services in key national documents related to climate change.

Climate Action



Organizational Effectiveness and Efficiency

2022 Progress

Progress rate was **over 90 per cent in 8 out of 9 change strategies**, with only the “Partnerships and Engagement” area at 77 per cent.

Select Results

60 per cent of country offices established or advanced community engagement and social and behaviour change standards for programming, and **37 per cent** of country offices met organizational benchmarks for the accountability to affected populations.

A record **\$7.4 billion in supplies and services** procured in 2022. UNICEF leveraged its purchasing power in markets and product innovation to reduce barriers hindering access to supplies.



2022 Progress

Progress rate was **over 90 per cent in 4 out of 5 enablers**, with only the “Agile and responsive business model” area at 77 per cent.

Select Results

Progress was made in overall **gender parity**, reaching **48.9 per cent women staff** in 2022.

Organizational culture, diversity, equity and inclusion became more institutionalized, and progress was monitored on workplace culture. About **40 per cent of offices** met the organizational benchmark on psychological safety and trust.



Expenses and Revenue

Direct programme expense by Goal Area, 2022

Goal Area	Total expense (millions)
Every child survives and thrives	\$3 257.2
Every child learns	\$1 559.1
Every child is protected from violence and exploitation	\$876.3
Every child lives in a safe and clean environment	\$1 264.4
Every child has an equitable chance in life	\$1 028.0
TOTAL	\$7 985.0

Total revenue for 2022 was \$10.3 billion.

Public sector revenue: \$7.4 billion

Private sector revenue: \$2.7 billion

2022 regular resource revenue from the public sector decreased to \$524 million from \$762 million in 2021.

Revenue for humanitarian assistance at \$5.1 billion in 2022 was 60 per cent higher than 2021.

The humanitarian funding requirement increased to \$11.7 billion in 2022 from \$7.2 billion in 2021.

2022 JIU activities

3 JIU reports issued, with

- **20 recommendations** for action
 - 4 for Executive Board (EB)
 - 16 for Executive Director (ED)

UNICEF actions

Of the 20 recommendations,

- **18 accepted** by UNICEF
 - 16 implemented** in the same year
 - 2 in progress
- 2 not relevant or outside sole remit

UNICEF JIU status

For recommendations issued prior to 2022, of the 13 open recommendations,

- 8 implemented in 2022
- 5 remain in progress





unicef 
for every child

Thank you.