

Key Features of UNICEF Supply Operations

UNICEF Executive Board Orientation

Leila Gharagozloo Pakkala
Director, Supply Division
11 January 2024

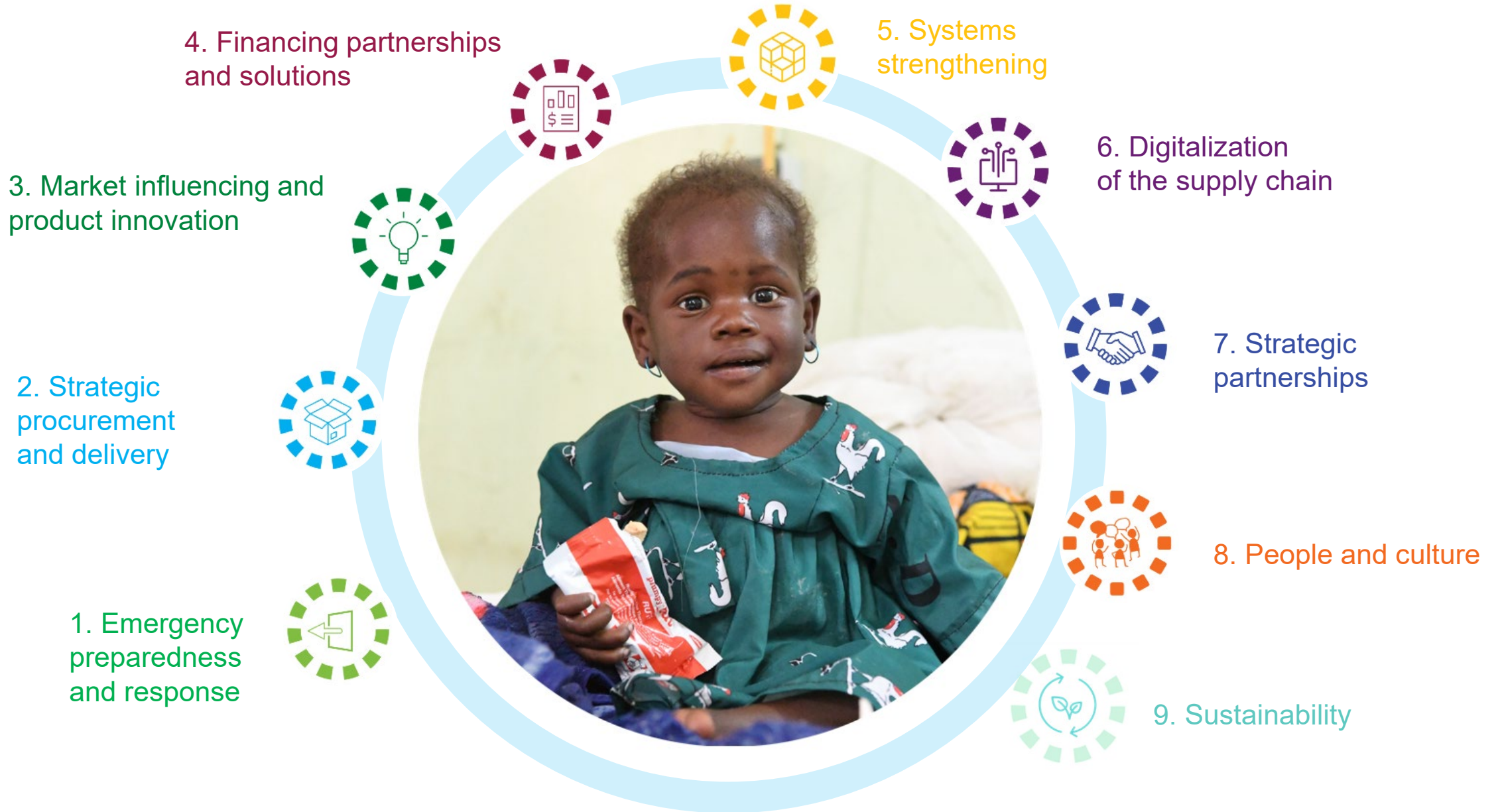
UNICEF STRATEGIC PLAN (2022 – 2025)

Supply is central to achieving the **five goals** of the UNICEF Strategic Plan, informed by the SDGs



SUPPLY STRATEGIC FRAMEWORK 2022 - 2025

UNICEF's Strategic Plan informs our vision: *Equitable access to essential supplies and services for every child*



UNICEF PROCUREMENT VALUE

In 2019,
UNICEF procured

**\$3.826
billion**

**GOODS
\$2.634
billion**

**SERVICES
\$1.192
billion**

for **150 countries and areas**

UNICEF PROCUREMENT VALUE

In 2022,
UNICEF procured

**\$7.383
billion**

**GOODS
\$5.555
billion**

**SERVICES
\$1.828
billion**

for **162 countries and areas**

UNICEF PROCUREMENT VALUE

In 2023*,
UNICEF procured

**\$4.959
billion**

**GOODS
\$3.429
billion**

**SERVICES
\$1.530
billion**

for **158 countries and areas**

***Interim Figures**



\$3.736 billion
VACCINES/ BIOLOGICALS



\$392.4 million
NUTRITION SUPPLIES



\$322.1 million
MEDICAL SUPPLIES AND EQUIPMENT



\$188.7 million
WATER AND SANITATION SUPPLIES



\$164.6 million
COLD CHAIN EQUIPMENT



\$149 million
PHARMACEUTICALS



\$134.3 million
EDUCATION SUPPLIES



\$54.9 million
SHELTER/FIELD EQUIPMENT



\$38.5 million
BED NETS/INSECTICIDES

*By procurement value



\$300 million
CONSTRUCTION SERVICES



\$190.9 million
**LOCAL TECHNICAL WORKFORCE
FOR PROGRAMME SUPPORT**



\$266.3 million
**INTERNATIONAL FREIGHT
SERVICES**



\$124.4 million
**IN-COUNTRY LOGISTICS AND
WAREHOUSING SERVICES**



\$211.3 million
**CASH AND VOUCHER
ASSISTANCE**



\$117 million
**RESEARCH, SURVEYS,
MONITORING & EVALUATION
SERVICES**

*By procurement value

UNICEF GLOBAL SUPPLY HUBS

Copenhagen | Dubai | Panama City | Brindisi | Guangzhou



- The UNICEF Global Supply and Logistics Hub in Copenhagen is the **world's largest humanitarian warehouse**.
- Global Hubs maintain three-months **emergency stock for 250,000 people**.
- Strategic locations ensure emergency deliveries within **72 hours** – wherever they are needed

- **Only 5 per cent** of supplies procured by UNICEF pass through UNICEF Global Supply Hubs.
- Most deliveries (e.g. vaccines and Ready-to-Use Therapeutic Food) are shipped **directly from suppliers** to the destination country.

EMERGENCY RESPONSE – 2023

- **Türkiye-Syria:** extensive earthquake relief efforts; children's winter clothing, medical devices, nutrition, pharmaceuticals, tents & WASH supplies
- **Haiti:** ongoing coordinated support to combat severe acute malnutrition, cholera outbreaks and insecurity
- **Libya:** hybrid emergency response & early recovery post-flood; WASH, medical and education supplies
- **State of Palestine:** response to the escalating emergency with medical & health supplies, WASH items, and winterization
- **Sahel** (Benin, Burkina Faso, Côte d'Ivoire, Mali, Niger, Togo): region-led response using stockpiles and supporting coordinated procurements
- **Ukraine:** sustaining support focused on WASH, education and winterization items
- **Sudan-Chad:** responding to the impact of conflict and displacement by delivering essential nutrition, WASH and medical supplies, incl. cross-border operation to Darfur via Chad
- **Democratic Republic of Congo:** supporting CO response to insecurity, displacement and hunger crisis through provision of RUTF; WASH, Health and midwifery kits; and high performance tents
- **Cholera:** addressing the widespread outbreaks (at least 30 countries in five regions) by deploying medical & WASH supplies

UNICEF VACCINE INDEPENDENCE INITIATIVE (VII)

UNICEF's primary supply pre-financing instrument; accelerating access to essential supplies



SUPPLY CHAIN SYSTEMS STRENGTHENING

Mature supply chains are built on well-functioning operations:

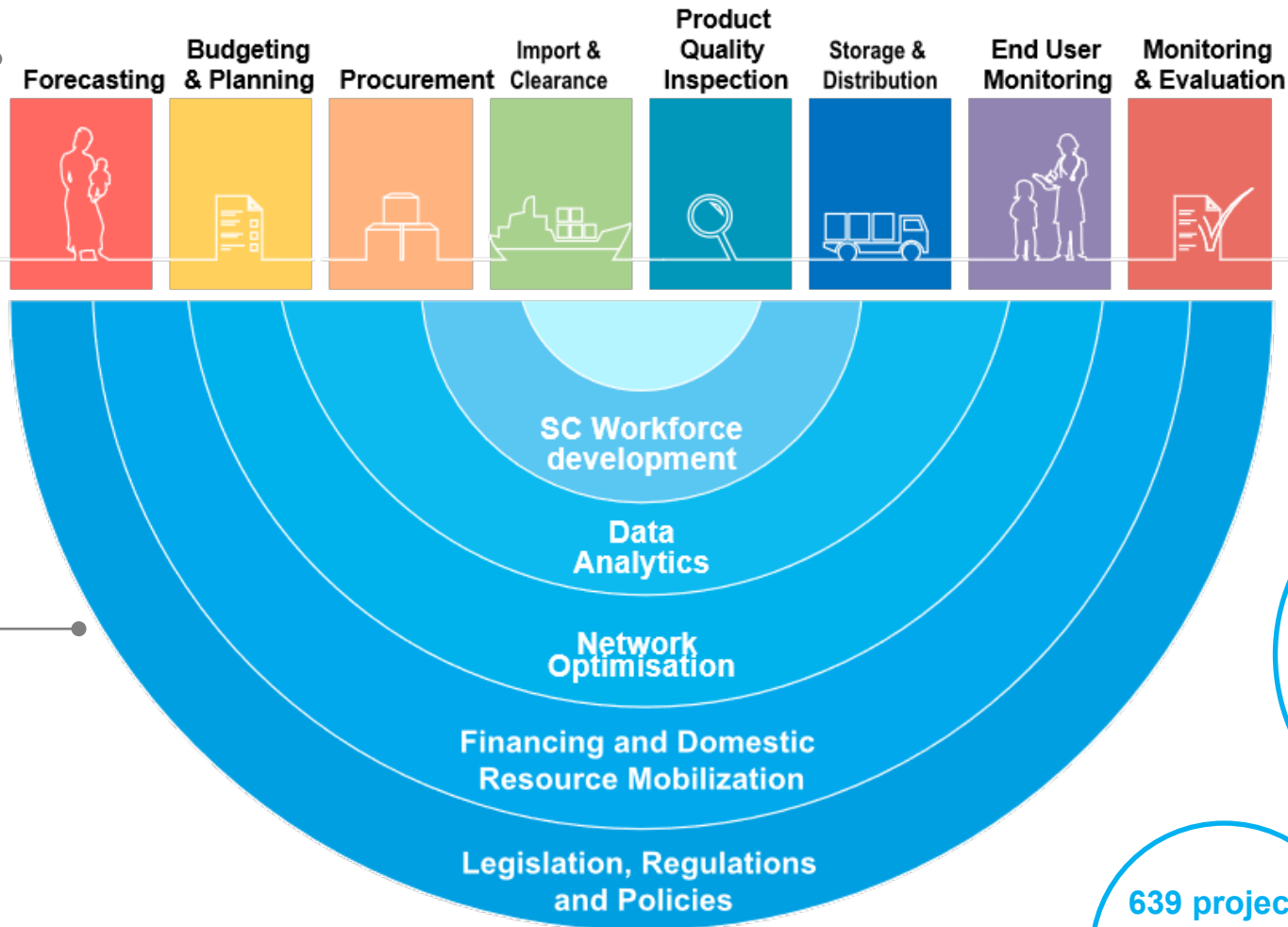
- **Upstream**

(e.g., forecasting, planning and procurement)

- **Downstream**

(e.g., warehousing and distribution)

Well-functioning supply chains require **cross-cutting “enablers”** such as people, data, and regulatory frameworks



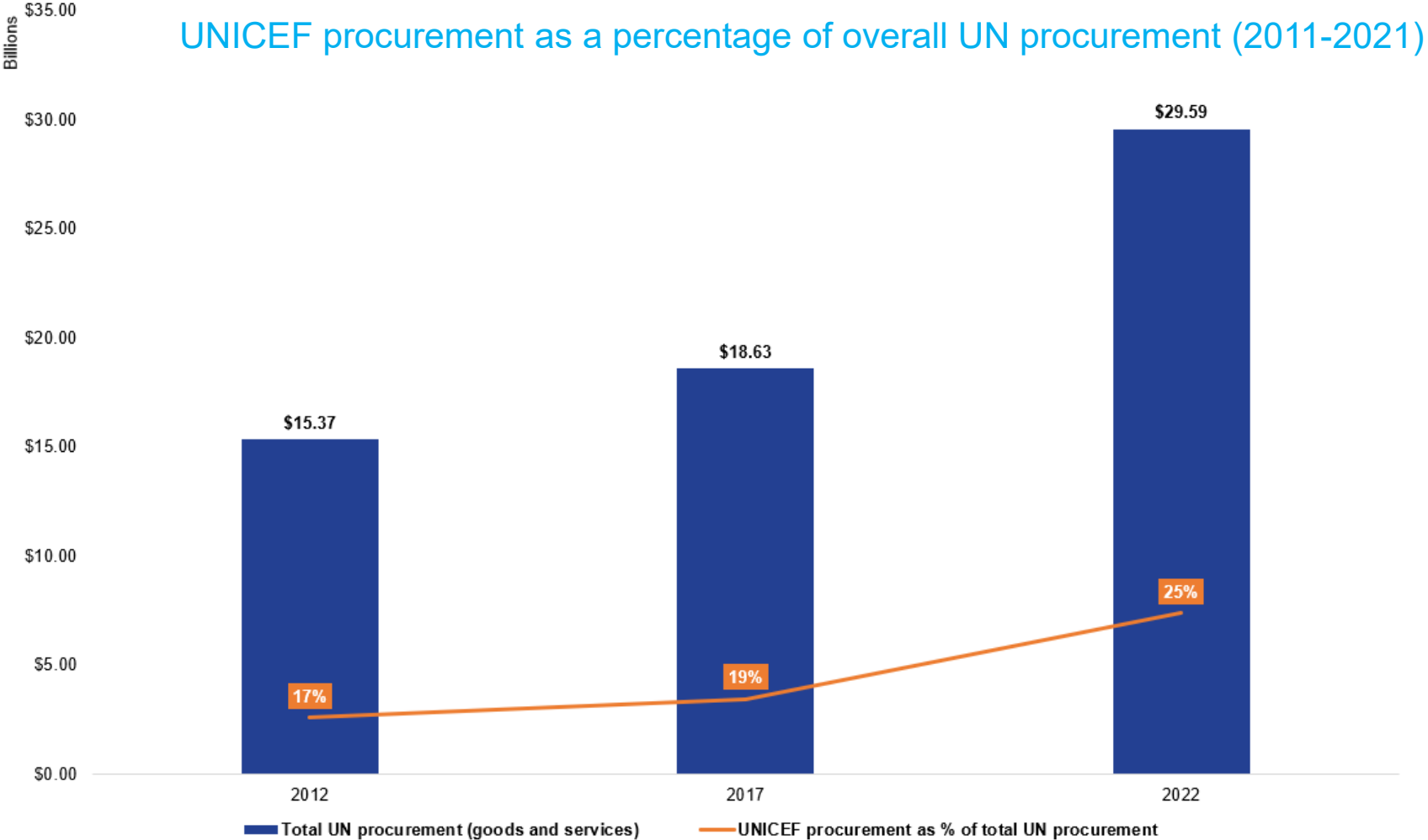
66 countries are currently engaged in supply chain strengthening with UNICEF support in 2023.

45 tools & methodologies have been developed to support governments in supply chain strengthening.

639 projects have been established since 2000.

UNICEF accounts for 25% of total UN procurement

UN procurement across 41 organizations was 29.59 billion in 2022



Sources: UNICEF Supply Division, data on file, 2022; UNGM—Annual Statistical Reports on United Nations Procurement

SAVINGS BY PRODUCT & SERVICES 2022

Through strategic procurement, UNICEF achieved \$74.8 million in savings for donors and partners in the following product categories:

3.18 million

YELLOW FEVER VACCINE



Partners: GAVI, the Vaccine Alliance, WHO, suppliers

3.00 million

ANTIMALARIALS, ARTEMISININ-BASED COMBINATION THERAPIES



Partners: Medicines for Malaria Venture, PAHO, Roll Back Malaria, WHO, suppliers

2.46 million

RESUSCITATORS AND VOCATIONAL TRAINING MODELS



Partners: suppliers

2.33 million

FREIGHT SERVICE



Partners: UN agencies, suppliers

1.77 million

SCHOOL BAGS



Partners: suppliers

0.69 million

TETANUS TOXOID-CONTAINING VACCINES FOR ADOLESCENTS AND ADULTS



Partners: suppliers

31.61 million

INACTIVATED POLIO VACCINE



Partners: Bill & Melinda Gates Foundation, Gavi, the Vaccine Alliance, Global Polio Eradication Initiative, WHO, suppliers

11.03 million

COVID-19 DIAGNOSTICS



Partners: African Union, FIND, Global Drug Facility, Global Fund, Islamic Development Bank, PAHO, UNDP, Unitaaid, US Centers for Disease Control and Prevention, WHO, World Bank, suppliers

7.32 million

ICE-LINED AND SOLAR DIRECT-DRIVE IMMUNIZATION REFRIGERATORS



Partners: Gavi, the Vaccine Alliance, Bill & Melinda Gates Foundation, World Bank, suppliers

5.38 million

ROTAVIRUS VACCINE



Partners: Gavi, the Vaccine Alliance, WHO, suppliers

4.53 million

PNEUMOCOCCAL VACCINE



Partners: Advance Market Commitment donors, Bill & Melinda Gates Foundation, Gavi, the Vaccine Alliance, WHO, suppliers

0.48 million

SEROLOGICAL ASSAYS FOR HIV, MALARIA, AND HEPATITIS B AND C



Partners: suppliers

0.40 million

OXYGEN THERAPY PRODUCTS



Partners: suppliers

0.30 million

ORAL REHYDRATION SALTS/ZINC



Partners: suppliers

0.21 million

MOTORCYCLES



Partners: suppliers

0.03 million

ANTI-ANAEMIA DRUGS AND SUPPLEMENTS



Partners: suppliers

0.03 million

INSURANCE BROKERAGE



Partners: UN agencies, suppliers

0.02 million

CHILDREN'S WINTER CLOTHES, (LOCAL, MIDDLE EAST AND NORTH AFRICA REGION)



Partners: suppliers

0.02 million

HYGIENE KITS (LOCAL, MIDDLE EAST AND NORTH AFRICA REGION)



Partners: suppliers

0.01 million

HEPATITIS B VACCINE



Partners: suppliers

PROCUREMENT APPROACHES USED

- UNICEF long-term arrangements (LTAs)
- Strategic procurement
- Special contracting
- Leveraging partnerships (e.g., coordinated forecasts and/or procurement, sharing LTAs)
- Price transparency
- Other (e.g., reduced material cost)

SUPPLY DIVISION

UNICEF Staff
Team Award 2020

Copenhagen | Valencia | Budapest
New York | Addis Ababa | Geneva



SUPPLY COMMUNITY

UNICEF Staff
Team Award 2021

1342 Supply Community staff
117 countries where staff are located
149 nationalities



EXPERTISE

- Market experts
- Monitoring specialists
- Product experts
- Logisticians
- Planners/Forecasters
- Warehouse managers
- Nutritionists
- Architects
- Engineers
- Pharmacists
- Financing experts
- Shipping experts
- Inspectors
- Buyers
- Quality assurance

THANK YOU

unicef



UNICEF Supply Division

Oceanvej 10–12
2150 Nordhavn Copenhagen
Denmark

Telephone: +(45) 45 33 55 00

Email: supply@unicef.org

 unicef.org/supply

 [@unicefsupply](https://twitter.com/unicefsupply)

 [/unicefsupply](https://www.linkedin.com/company/unicefsupply)

 [@unicefsupply](https://www.instagram.com/unicefsupply)