

Supply Annual Report 2014

FOCUS

The Supply Community

The global supply team, supported by partners, helped UNICEF stay agile, responsive and efficient in delivering supplies for children to survive and thrive

unicef 

Cover photo

◀ **South Sudan:** Victoria Kiko, a Senior Warehouse Assistant, UNICEF South Sudan. She was part of a multi-sector rapid response team deployed to help displaced people in remote and hard-to-reach areas affected by the conflict. "I suppose it is a bit different that I am a woman working on the logistics side of things here in Juba. It's a job usually done by men, but I enjoy what I do."


▶ **Sudan:** During a mid-day break, girls sit outside their classrooms at the Hamadab Primary School in the Kulloeid area

About UNICEF

UNICEF promotes the rights and well-being of every child in everything we do. Together with our partners, we work in 190 countries and territories to translate that commitment into practical action, focusing special effort on reaching the most vulnerable and excluded children, to the benefit of all children, everywhere.



For more information about UNICEF and its work, please visit www.unicef.org



Contents



The Supply Community

The diversity, productivity and commitment of UNICEF's supply and logistics staff helped achieve record throughput and efficiency gains across the year. **Page 6**



Emergencies

Simultaneous, multi-faceted and protracted emergencies called for an unprecedented emergency response in 2014. **Page 12**



Partnerships

Collaboration with experts from the public and private sectors helped ensure essential supplies reached communities. **Page 19**



Influencing markets

Positively influencing markets built supply security and market resilience for vital supplies for children. Efforts in 2014 resulted in \$263 million in savings. **Page 26**



Product innovation

User feedback was central to product innovation projects facilitated by UNICEF to improve the lives of children. **Page 34**



Continuous improvement

A Quality Management System that includes corrective and preventive action, addressed root cause problems and improved performance. **Page 38**



Good Manufacturing Practices and quality assurance

Health and nutrition products that meet international standards provided quality treatments for children everywhere. **Page 39**



Monitoring for results

Real-time data helped improve supply chain performance. **Page 41**

2014 Procurement statistics **Page 42**

The Global Supply Warehouse
The world's largest humanitarian warehouse **Page 44**

Supplier countries (over \$10 million) **Page 46**

Annexes

Annex 1 **Page 48**

Annex 2 **Page 50**

Annex 3a **Page 90**

Annex 3b **Page 92**

Annex 4 **Page 94**

2014: A record year

Defined by the largest-ever supply throughput, simultaneous emergencies, ambitious strategic priorities and efficiency gains

A few decades ago, activities such as influencing markets, global forecasting, real-time monitoring and product innovation were either ad hoc or unknown in the context of UNICEF Supply.

Today, global challenges on supply and logistics are much greater in magnitude and complexity. New technologies and learnings have enabled UNICEF Supply to be effective and relevant in scale, in the range of its operations and in its approaches to support humanitarian objectives.

UNICEF's Global Supply Strategies for 2014-2017 are deeply rooted in the Organization's mission to give the most disadvantaged and excluded children the opportunity to survive, develop and thrive. The Supply Strategies provide a common framework to guide supply and logistics staff working in UNICEF offices around the world. These colleagues – nearly 1,000 strong – are UNICEF's Supply Community.

This year's Supply Annual Report shares insights into how the Supply Community has transformed over recent years and has helped to position UNICEF to respond to the current global context of children's needs with efficiency, bravery and passion.

The Supply Community – diverse in professional expertise, locations, nationalities and age – is united in embracing technology and in cultivating an ethos of continuous improvement.

For the Supply Community, "delivering results for children" has multiple expressions: It means working with industry to create competitive, sustainable markets to achieve value for money. It is leveraging UNICEF's

influence with donor and programme countries to overcome bottlenecks in funding, forecasting and planning. Delivering results for children is sharing technical expertise that empowers partners and governments to build supply chains which will not fail when children need them most. Results are evident when more children are healthy and able to learn because innovation led to improved or new products that are better adapted, more affordable and more inclusive.

Anchoring UNICEF's Supply Strategies are tools that enable the Supply Community to monitor supply chains. Monitoring increases visibility of inefficiencies across and between different segments of procurement and logistics processes. It also informs decisions and actions to prevent stock-outs, reduce transport costs and ensure timely delivery.

In 2014, the Supply Community's commitment to use its function as a catalyst and driver for children's rights, was manifested in record achievements in supply throughput. For the first time, the value of supplies and services procured exceeded \$3.3 billion. This included \$1.65 billion in supplies procured on behalf of 100 governments, including through Gavi, UNITAID, the World Bank and the Global Fund.

Across 2014, simultaneous and complex emergencies challenged the Supply Community and its humanitarian and logistics partners. UNICEF served children in 294 humanitarian situations across 98 countries, of which six were prioritised for organization-wide response. Approximately \$174 million in emergency supplies were procured to help millions of children caught in conflict and natural disasters.

Despite the challenging year, UNICEF Supply successfully managed the increase in volumes, while making productivity gains and increasing the timeliness of payments and delivery. Working tirelessly – although sometimes unseen – the Supply Community are the head, heart and hands that helped achieve the results documented in this report. ●

► **South Sudan:** Simon Bol, UNICEF team leader for a rapid response mission, checks vaccines delivered by helicopter to the town of Kiech Kon in Upper Nile State



Fun Day
Celebrate
the child
unicef
unite for children

unicef

KG
CBM

Diversity: Key to responding to changing global supply contexts

The Supply Community is critical to UNICEF's ability to deliver supplies to children as effectively and efficiently as possible. Together UNICEF's almost 1,000 Supply staff in 89 countries and 94 offices globally, offer a range of expertise, knowledge and experience.

UNICEF's Supply Function continues to evolve to better respond to the increasing needs of children and the demands for efficient and effective supply chains in regular and emergency programmes. The need for a diverse, agile and adaptable workforce is greater than ever.

Rapidly changing technologies, shifts in supply chain management efficiency and practices, new innovations, critical partnerships and the drive for results and transparency, have been the impetus for a more strategic approach to supply and logistics across UNICEF.

The breadth and depth of the Supply Community's skill base are expanding through targeted recruitment of people from relevant professional backgrounds, from both traditional and newly emerging disciplines, as well as through staff training, knowledge sharing and professional development initiatives.

As a result, the Supply Community offers more focused and specialised proficiencies and up-to-date expertise to support UNICEF's programmatic priorities. ●

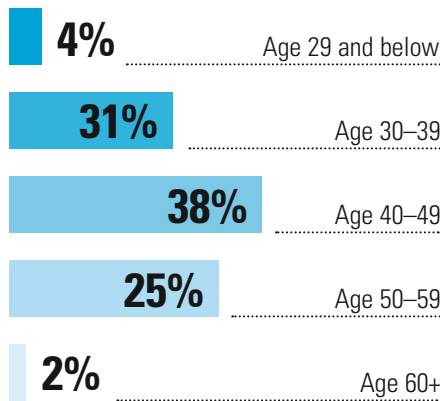
805 > **965**

total number of UNICEF Supply staff increased by 20% from 2008 to 2014

187 > **248**

the number of logistics staff increased by 33% between 2008 and 2014

Age groups



Country offices with largest Supply teams

(excl. Headquarters)



The Democratic Republic of Congo	27
Ethiopia	25
Kenya	25
Chad	20
Sudan	16
Afghanistan	14
Nigeria	14
South Sudan	14
Pakistan	13
Somalia	13
Bangladesh	11
India	11

Supply Community 136 nationalities in 94 offices across 89 countries



The evolution of the Supply Community

An evaluation of UNICEF's Supply Function in 2007 was one of the triggers for the transformation that is underway. The evaluation assessed the overall effectiveness, efficiency and value-add of Supply Division – UNICEF's Supply Headquarters in Copenhagen – and the management, organization, capacity and resourcing of the Supply Function globally.

One of the findings was that supply-related staff, especially those in the field, often felt isolated and disconnected from colleagues performing similar roles elsewhere. It was recommended that a Supply Community be established as the basis for education, training and career development, and to help foster a sense of professional belonging. This would contribute to staff morale, productivity and results.

Since then, concerted efforts to strengthen and further professionalise the Supply Function have brought many strategic benefits that support organizational goals, as well as being personally rewarding for members of the Supply Community. •

“A strong sense of professional belonging, team and togetherness contributes to the agility of the Supply Community and its willingness to go the extra mile to achieve better results for children.”

Lena Romer,
Supply Community Manager,
Supply Division



◀ Eileen Kabasinguzi, Warehouse Assistant, UNICEF Uganda, was deployed to support emergency efforts in the Philippines

“The experience taught me to be more proficient, open-minded and eager to find solutions. Personally, I feel like I smile a lot more now thanks to the people of the Philippines!” •

Emergency deployments

43 supply staff were temporarily deployed to emergency locations during 2014. These deployments at the onset of an emergency helped increase UNICEF's capacity to meet the growing humanitarian needs. In turn, deployments provided staff with opportunities to work in a different context, apply new skills and learn.

Diversity of the Supply Community in terms of nationalities, backgrounds and experiences, enabled UNICEF to respond to emergencies and short term needs quickly and effectively. Emergency deployments and technical assistance missions exposed staff to urgent and rapidly shifting situations, where they had to navigate new team dynamics and overcome limitations in infrastructure, technology and communications in order to do their job effectively.

Eileen Kabasinguzi, a Ugandan national working as a Warehouse Assistant with UNICEF Uganda, spent two months supporting UNICEF Philippines in the aftermath of Typhoon Haiyan.

“My first impressions arriving in Tacloban were of shock, fear and disbelief. Most of the homes were destroyed, roofs and windows blown out, cars propelled by the strong winds across the streets or on top of houses, and some ships were swept to shore.

“My normal day would begin at 7.30 am with updating UNICEF's Warehouse Inventory Module with the deliveries and outgoing supplies from the previous day. I spent a lot of time updating and reconciling the stock transactions along with logistics colleagues from Cebu, Manila, Cotabato, Roxas and with support from Supply Division. Ensuring timely recording and accuracy of data helped us track and report on the status of supplies. This is especially critical in emergencies. Each day, I also supported the warehouse operation.

Staff mobility

The Supply Community relies on a mobile workforce to sustain complex operations within and across borders. UNICEF Supply needs staff to be placed according to where their knowledge, skills, experience and performance can best serve UNICEF's mission, and at the same time allow staff to share the burden of working in emergency and hardship duty stations.

UNICEF strengthens the capacity and supports career development of staff through regular global mobility exercises, which give internationally recruited staff opportunities to broaden their experience by taking up new roles in new environments. Such global movement of staff ensures UNICEF can meet its challenges, while fostering professional growth and supporting the career interests of staff. •

Training and professional development

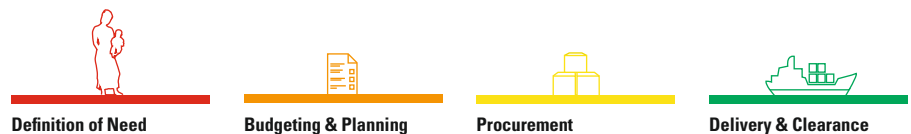
Training and professional development are key to strengthening UNICEF's Supply Community. Courses related to procurement, monitoring and data management, contracting processes, effective project management and construction practices were offered across the year. 560 staff participated in training offerings facilitated by UNICEF Supply in 2014.

In 2014, Warehouse and Inventory Management (WIM) workshops were delivered to 78 country office staff responsible for warehouse and inventory management in some of UNICEF's 192 field warehouses, with the aim of improving operational and financial performance. The course is being adapted for UNICEF partners interested in WIM. •

Traditional and newly emerging disciplines supporting supply chain management

The UNICEF Supply Community staff support each component of the supply chain, identifying synergies and overcoming bottlenecks to ensure supplies reach children and the communities that need them, when they need them

The UNICEF Supply Chain & the supply staff roles



Product Innovation Specialists *(new)*

Facilitate identification, development and field testing of new or improved products for children



Planning & Forecasting Specialists *(new)*

Forecast needs and plan product availability



Technical Specialists

Provide product specific expertise, technical advice and quality specifications



Innovative Finance Specialists *(new)*

Improve market dynamics and availability of country financing through innovative finance mechanisms



Partnership Specialists *(new)*

Liaise with, update and report back to partners on projects and results



Procurement Specialists

Manage supplier relations, issue and manage tenders, Long Term Arrangements and purchase orders for programme and operations



Supply & Logistics Specialists

Manage supply chain activities, from planning to distribution, including procurement, customs clearance, in-country warehousing, transport and distribution to end-users



Quality Assurance/

Control Specialists & GMP Inspectors

Ensure quality supplies through supplier inspections, product testing and normative guidance



Shipping & Transport Specialists

Coordinate and monitor international shipping and in-country transport



Insurance Specialists *(new)*

Ensure insurance coverage for global supply inventory and optimal claims processing



Warehouse Management Specialists

Manage global/ local warehouses, receipt, storing and dispatch of goods, kit packing, stock levels and replenishment plans

Cross-cutting roles

Budget, Accounting & Financial Reporting Specialists

Ensure the effective and transparent financial planning, management and reporting of supply chain activities

Capacity Development Specialists (new)

Support governments to build local capacity and strengthen supply chains

Change Management Specialists

Oversee improvement initiatives aimed at optimising the Supply Function

Communication & Knowledge Sharing Specialists

Facilitate internal and external communication and knowledge sharing on supply related issues

Data Analysts

Monitor and communicate supply chain performance data

Emergency Specialists

Coordinate supply emergency response with countries, and manage and monitor supply and logistics strategies

Evaluation Specialists (new)

Analyse and evaluate Supply Function performance

Monitoring Specialists (new)

Develop and manage supply chain monitoring tools and assess if products are fit-for-purpose

Procurement Policy Specialists

Establish and monitor implementation of procurement and logistics related policies and procedures

Procurement Services Specialists

Provide procurement support to governments and partners for essential strategic supplies and services

Service Contracting Specialists

Establish and manage institutional services contracts for programmes and operations

Supply Chain Specialists (new)

Focus on the supply chain, identify interlinkages and support supply chain optimising activities with governments and partners

Victoria Kiko, Senior Warehouse Assistant, UNICEF South Sudan, is one of 248 logisticians in the Supply Community, 59 (24%) of whom are women. In recent years, more and more women are taking on these traditionally male-dominated roles



Technical expertise

Specialists from a range of professional backgrounds and disciplines provide technical know-how and advice to strengthen supply chain segments. These include: architects, biomedical engineers, education specialists, nutritionists, pharmacists, water and sanitation engineers and experts in cold chain.

General support roles

Administration Team

Provides office, travel and administrative support

Field Support Team

Supports, advises and guides field staff on supply matters and tools

Human Resources Team

Recruits staff, manages performance, provides employee services and oversees career development

Information Technology (IT) & Business Analysis Team

Develops IT systems and tools to track data, support and improve information flows and ensures that technology supports the achievement of strategic goals

Learning & Development Team (new)

Designs, develops and delivers supply chain management learning initiatives

◀ UNICEF supply chains start with a programmatic approach. All UNICEF staff therefore contribute to different segments of the chain. This overview focuses on the functions related to staff in the Supply Community

* (new) indicates roles established since 2008





Syria: Children stand on a dusty street in the Tishreen Camp for internally displaced people in Aleppo

41

emergency countries/areas

6

Level 3 emergencies

43

staff deployments

\$174 million

value of local and international emergency procurement

2014 Supply emergency response

A year of emergencies that posed new challenges and tested the limits of staff

In 2014, UNICEF Supply provided humanitarian assistance to 41 countries and areas. Six were designated as “Level 3” emergencies, calling for organization-wide mobilisation. 43 Supply staff were deployed to support UNICEF country offices.

Ebola in Guinea, Liberia and Sierra Leone risked the very lives of people caring for the sick. Violence in Syria affected 12.2 million people. Nearly 4 million people fled to Jordan, Lebanon, Iraq and Turkey. In Iraq, conflict displaced 2.8 million internally, while 200,000 Syrians arrived in search of safety. Conflict and displacement in South Sudan continued from 2013. Conflict in the Central African Republic (CAR) deepened the threat to children’s survival.

In November 2013, UNICEF declared a Level 3 response in the wake of Typhoon Haiyan in the Philippines. Level 3 status was deactivated in February but UNICEF’s presence continued to help rebuild.

UNICEF supplies helped reduce children’s risk to disease and malnutrition in Afghanistan, the Democratic Republic of the Congo, Nigeria, Pakistan, Somalia and Yemen.

In August, UNICEF sent 1,000 tonnes to support humanitarian crises. It was the largest ever supply operation in a single month. But

even this was exceeded, and new records were set, in September and November.

UNICEF used a range of supply strategies and partnerships to maximise response effectiveness. Design innovation in Personal Protective Equipment (PPE) minimised the risk of Ebola virus transmission. Specialised items such as city water treatment systems for Iraq and urban water pumps for CAR, Iraq and Syria were procured. Prepositioned Ready-to-Use Therapeutic Food and Emergency Food Rations ensured supplies were available when children’s lives most depended on them. •

▼ **Iraq:** A girl and boy stand in the Bajeed Kandala camp. In the distance, displaced Yazidis gather to receive humanitarian supplies

© Iraq

Multi-dimensional emergency leaves millions displaced and inaccessible

In June, escalating conflict between armed groups and the Government displaced 2.8 million Iraqis, including targeted minorities. Half of them were children. Added to this number were some 200,000 Syrian refugees who crossed into the country’s north. Supply delivery was extremely treacherous, and conflict rendered 1.7 million people inaccessible. In August at the peak of fighting, UNICEF and the World Health Organization (WHO) undertook a four-day polio vaccination campaign reaching 4 million children – including 250,000 in the Kurdistan region and 125,000 children of Syrian refugees.

The total supply response was massive, reaching 3,807 tonnes by the end of 2014. UNICEF procured \$22.1 million in supplies both internationally and from countries in the region. A diverse and agile logistics operation, supported by seven UNICEF supply staff in Iraq, was required to avoid conflict zones and overcome road blocks. UNICEF’s hub in Mersin (Turkey) sent supplies for Syria and Iraq. UNICEF established multiple routes by sea, road and air to deliver water, sanitation and hygiene (WASH) supplies, education and recreational items for child friendly spaces, winter clothing and vaccines. •





◉ Syria and Region

Working around the clock for one of UNICEF's largest emergencies

Syria began a fourth year of unmitigated conflict and the numbers are difficult to fathom.

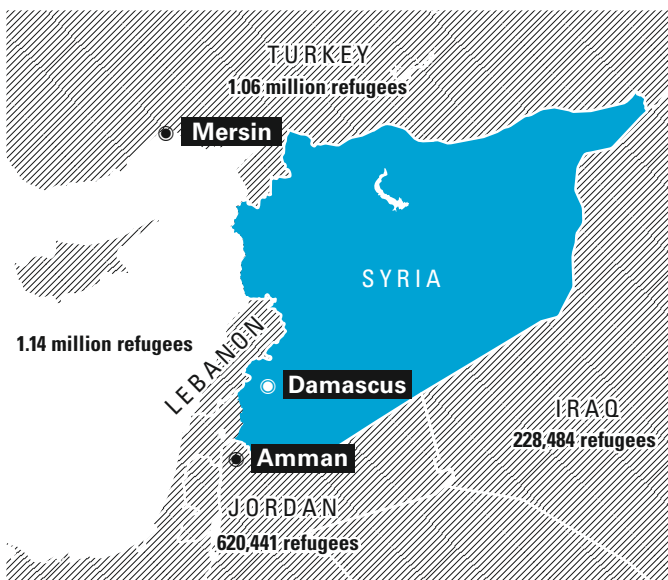
There are 12.2 million people in need inside the country – more than half of families are displaced and nearly 4 million people have fled across borders. There are 7.6 million children in Syria and in the region who are in desperate need of humanitarian assistance. The response to Syria has been one of the largest humanitarian operations in UNICEF's history. 568 staff, including 20 supply staff in country and regional offices, are working around the clock with a wide network of partners to reach

children caught in the most dire circumstances.

UNICEF provided \$88.6 million in supplies for children in Syria and in countries hosting Syrian refugees. These included critical supplies and services for WASH, health and nutrition, and ensuring safe places where children can play and learn.

Over time, UNICEF optimised supply processes. For example, Long Term Arrangements were established with local suppliers for winter clothing kits and other locally-sourced commodities. ●

◀ Registered Syrian refugees, based on UNHCR data December 2014



◉ Central African Republic

Devastation and loss increase risks for already vulnerable children

Deep divisions and a country in conflict have devastated communities and families in CAR. The presence of armed groups have been a constant security threat. But long before the ongoing conflict, Central African children were already among the most vulnerable in the world. Extreme poverty and lack of opportunity have resulted in some of the lowest indicators in children's health, nutrition and education. Violence has affected 2.3 million children; hundreds have died and up to 10,000 were believed to have been recruited as child soldiers.

The supply response was critical in addressing the urgent needs in health,

nutrition, WASH and education. In 2014, there were six supply and logistics staff in CAR carrying out procurement and delivery. CAR is dependent on supplies arriving by air and road. Over the year, 2,180 tonnes of supplies (valued at \$12.6 million) arrived by air in Bangui. UNICEF's warehouse hub in Douala (Cameroon) has been the point of origin for land transport into the country, however roads can become inaccessible during the rainy season.

In 2014, CAR was one the most under-funded emergencies. The UN warned the international community that it risks becoming the largest forgotten crisis of our time. However, UNICEF Supply is committed to continuing its support to Central African children for as long as it takes. ●



► CAR:

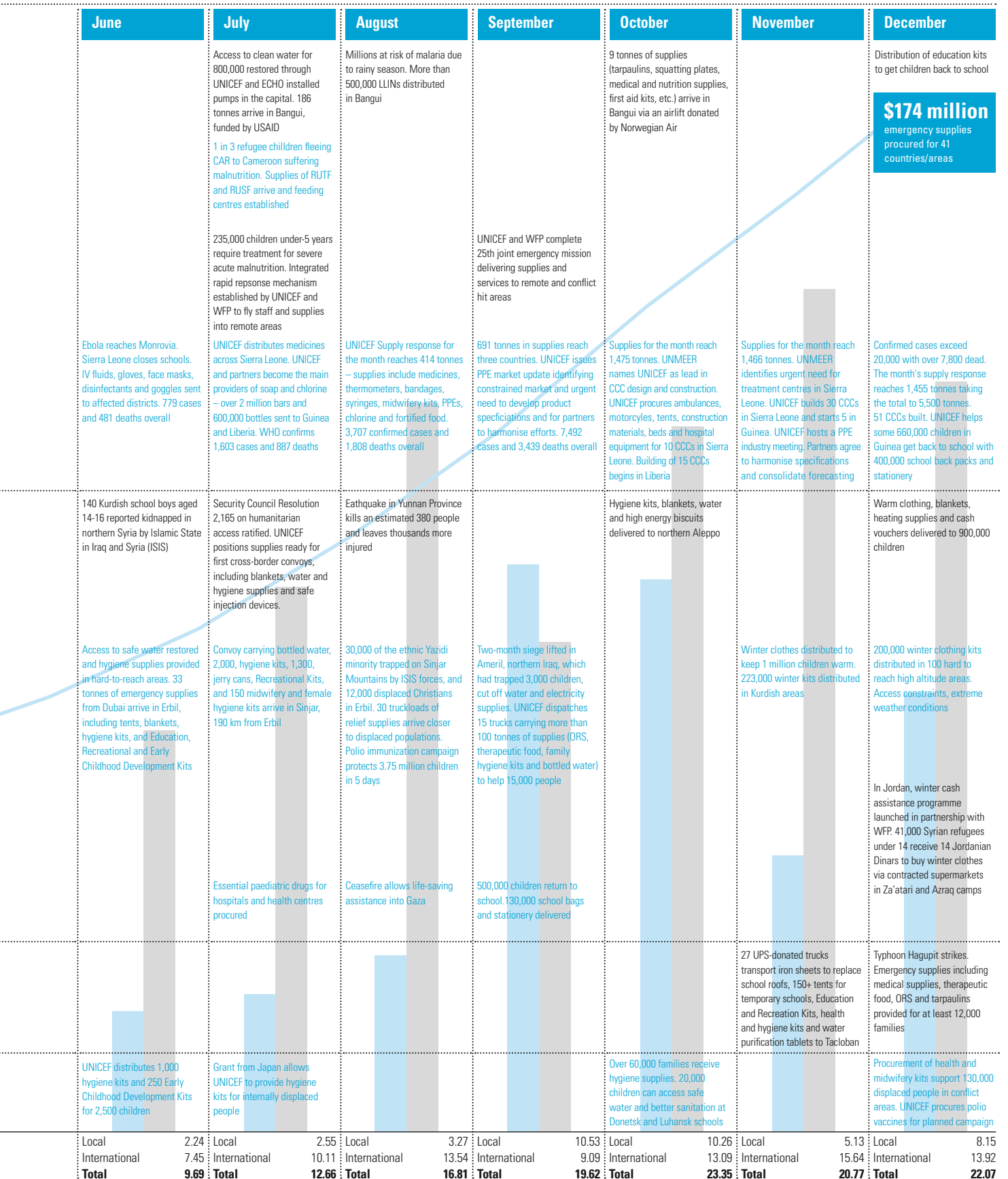
Volunteers support UNICEF partner, Red Cross, distribute bed nets in Bangui

Key emergencies and examples of the critical supply response

	January	February	March	April	May		
AFRICA	<p>Central African Republic (CAR) A year of conflict has left two-thirds of the capital's population displaced and vulnerable</p> <p>Chad & Cameroon Tens of thousands of refugees flee CAR into neighbouring Chad and Cameroon</p> <p>South Sudan Civil conflict leaves more than 900,000 people displaced, half of them children. The UN warns 6 million people, half the population, will be displaced, starving or dead by the end of 2014</p> <p>Guinea, Liberia & Sierra Leone Escalating fatalities and millions more at risk of contracting Ebola</p>	<p>210,000 children reached in integrated vaccine campaign, WASH supplies distributed to conflict zones. UNICEF airlifts urgent supplies</p> <p>Charters carrying 70 tonnes arrive in Juba to treat malaria, pneumonia, diarrhoea and malnutrition. Vaccines rushed to Bor to vaccinate 4,000 children against measles and polio</p>	<p>500 Education and Recreation Kits for 20 temporary learning centres allow 20,000 children to start classes in the capital Bangui</p> <p>30,000 refugees from CAR receive basic family water and hygiene kits, medical kits, dozens of bore holes drilled, 300 emergency latrines set-up, 12,500 children vaccinated</p> <p>Since the conflict began UNICEF has distributed approx. 1,000 tonnes of supplies for children</p>	<p>Safe drinking water restored for 180,000 IDPs and 150,000 bed nets (LLINs) distributed to 75,000 displaced families ahead of rainy season</p> <p>10 days of conflict and rains put 1 million people at risk of disease and malnutrition. Joint air operation with WFP delivers food, vaccines and nutrition supplies to Okobo, a remote area near Ethiopia</p> <p>Ebola confirmed in Guinea and spreads to Liberia. Immediate supply response includes five tonnes of chlorine, gloves, tarpaulins and 50,000 soapbars for medical workers and communities. IV fluids and ORS supplied to help treat symptoms</p>	<p>4,200 cartons of therapeutic food and milk are delivered to address rising cases of severe acute malnutrition</p> <p>In Liberia, over 1.1 million soapbars and nearly 500,000 bottles of chlorine sent. In Guinea, 1.9 million people benefit from nearly 300,000 local hygiene kits. 1,239 cases and 160 deaths overall</p>	<p>Cholera outbreak in Juba. Cholera Treatment Centre established and life-saving supplies, including medicines and protective gear, delivered</p> <p>First cases in Sierra Leone. 414 tonnes sent including chlorine, PPE and medical equipment for hospitals to Guinea and Liberia. Essential medicines and PPE sent to Sierra Leone. WHO reports 383 cases and 211 deaths</p>	
	MIDDLE EAST	<p>Syria 5.5 million children affected by the protracted conflict – twice the number compared to 2013. 2 million children estimated to need psychological support and treatment</p> <p>Iraq On top of the Syrian refugee crisis gripping the country, in June, violence erupted in Mosul, the Kurdish region of Iraq, between the Government and militia, forcing around 500,000 people to flee</p> <p>Lebanon, Jordan & Turkey 2 million Syrian children living as refugees fleeing ongoing violence</p> <p>Gaza In July, violence between Palestine and Israel escalated. Airstrikes on Gaza reportedly killed dozens of children</p>	<p>UNICEF on standby with medical supplies for 1,150 children trapped in besieged Old City of Homs</p> <p>At a UNICEF warehouse in Erbil, thousands of tonnes of winter supplies prepared for Syrian refugees. There are approx. 220,000 refugees in northern Iraq and many arrived in summer with only the clothes they were in</p>	<p>Women and children evacuated from Homs as part of humanitarian operation by the UN and Syrian Arab Red Crescent. Children receive high-nutrition supplements and 380 children receive on-the-spot vaccination against polio, DTP, Hepatitis B, measles and other preventable diseases</p> <p>In Lebanon, 2,000 Syrian refugee children under-5 years old suffering severe acute malnutrition and more at risk due to increased food prices and food insecurity</p>	<p>Polio outbreak in Syria and first case in Iraq for 14 years. 20 million children are vaccinated against polio over 5 days. 14 children killed and more than 80 injured in indiscriminate school attack in Damascus</p>	<p>Drought due to lowest rainfall levels in more than 50 years</p> <p>Mortar attack on school in Mosul located in country's north</p>	
		ASIA	<p>The Philippines Recovery and rebuilding efforts continued following massive Typhoon Haiyan which affected 14.1 million people including almost 6 million children</p>	<p>Children go back to school after Typhoon Haiyan</p>	<p>School-in-a-Box, Early Childhood and Recreation Kits help 420,000 children back to school in temporary or repaired learning spaces</p>	<p>Access to safe drinking water for 930,000 people; hygiene supplies to 231,000 children. 83,000 children vaccinated against measles and 55,000 receive vitamin A supplements</p>	<p>As part of efforts to restore the vaccine cold chain in affected areas, UNICEF provides solar-powered refrigerators to 50 health centres</p>
			EUR.	<p>Ukraine 1 million people displaced by conflict. At least 130,000 are children</p>			
Supply emergency procurement by month (\$ millions)		Local 0.66 International 6.98 Total 7.64	Local 2.21 International 7.25 Total 9.46	Local 4.75 International 8.60 Total 13.35	Local 2.68 International 11.30 Total 13.98	Local 1.07 International 3.05 Total 4.12	
Overall Total: \$174 million							

■ Local procurement* — Cumulative value of emergency procurement*
 ■ International procurement*

*Figures relate to total value of emergency supplies procured for 41 countries/areas in 2014



© Guinea, Liberia & Sierra Leone

Supply Ebola response

5,500 tonnes of critical supplies in five months

UNICEF was one of the largest providers of life-saving supplies to Ebola-affected countries, including 111 tonnes of chlorine and close to 19,000 Household Protection Kits in 2014. The response required the coordination of expertise to develop and procure non-standard items such as Ebola-resistant Personal Protective Equipment (PPE) and infection control body bags. It called for establishing new supply chains to new service delivery points in countries, and supporting the design and construction of Community Care Centres to care for those showing Ebola-like symptoms.

The complex response demonstrated UNICEF's agility and leadership, driven by the scale of the outbreak and the fast-evolving epidemiology.

Protecting frontline workers

Prior to the Ebola outbreak, the technical specifications and associated standards of PPE procured by UNICEF provided protection against airborne viruses such as influenza. Unlike the flu, the Ebola Virus Disease (EVD) is transmitted via blood and other bodily fluids. The virus can be more than 125 times smaller in diameter than a red blood cell. The nature of the virus required the identification of new PPE specifications to safely prevent Ebola virus transmission to frontline workers.

UNICEF identified and began procuring PPE components that corresponded to specific chemical industry standards, and proven to prevent transmission of a virus even smaller than the Ebola virus. These PPE specifications and standards were later incorporated into the WHO Ebola PPE rapid advice guideline.



▲ March
Guinea: UNICEF staff speak to the community about Ebola prevention



◀ April
Liberia: Staff spreading the Ebola prevention message in a local market



▶ May
Guinea: Children wash their hands at a barrel equipped with a tap at a school outside Conakry



▼ June
Guinea: A UNICEF worker and a student lead a session at a school in Conakry, and provide key messages on Ebola symptoms and how to prevent transmission



In November, UNICEF hosted the first-ever PPE industry consultation. Manufacturers and buyers addressed the constrained market issues. Agencies agreed to harmonise product specifications, aggregate demand projections and share these with industry through a newly established web portal. As a result, industry was able to close a 30 per cent gap in global Ebola PPE production capacity. ●

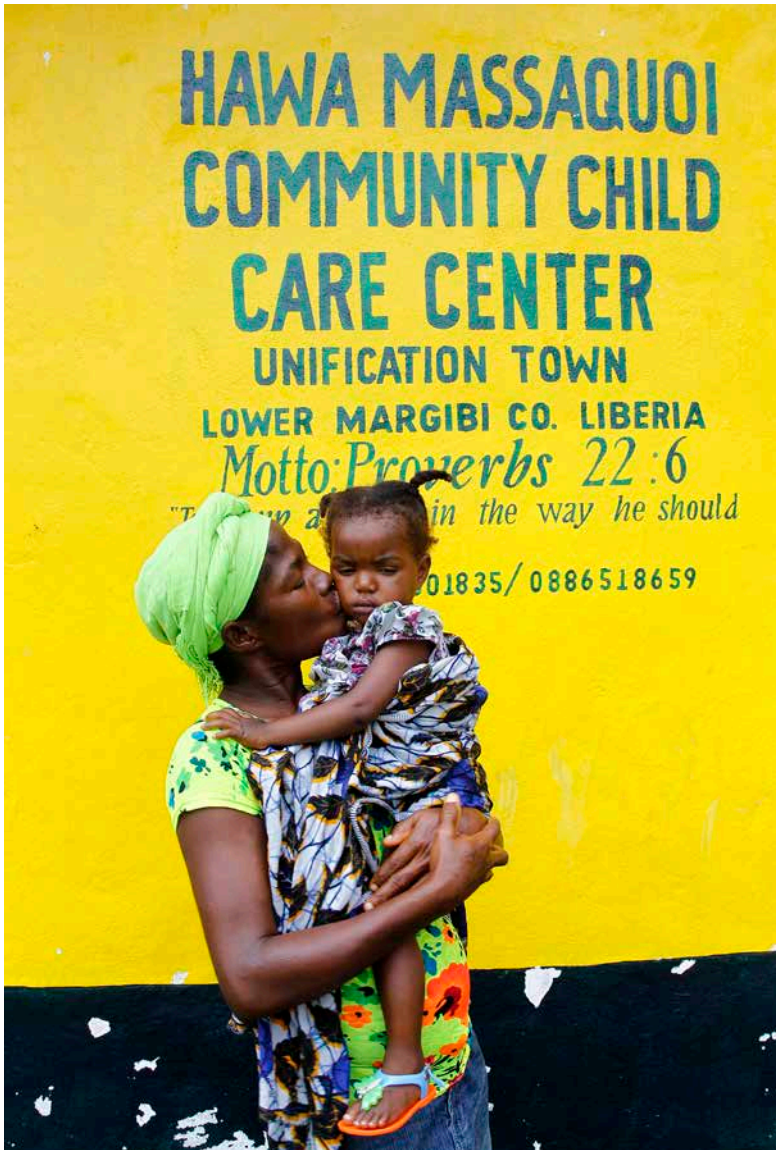
▲ July
Liberia: Health workers protected by personal protective equipment respond to an Ebola death



◀ **August**
Liberia: UNICEF supplies are unloaded in Monrovia to support the national Ebola emergency response



The composition of the Household Protection Kit – close to 19,000 were sent to Ebola-affected countries in 2014



◀ **September**
Liberia: A caregiver holds 18-month-old Agnes, who, along with her older siblings, was taken to a transit centre after both her parents contracted Ebola

▼ **November**
Sierra Leone: Health workers prepare to provide care to Ebola patients



▶ **October**
Sierra Leone: a sign at a screening area for travellers wanting to enter the capital Freetown



▲ **December**
Guinea: Workers pack boxes filled with soap on to a delivery truck in Conakry. Total UNICEF supplies sent to Ebola countries reaches 5,500 tonnes



▶ **Sierra Leone:** 14-year-old Sanfa Koroma holds up her Ebola survivor certificate



▲ **Sierra Leone:** A builder constructing an eight bed Community Care Centre in Pate Bana, Bombali district

“Simple design, simple materials and simple communication were key in constructing CCCs as fast as possible.”

Carlos de la Espriella
UNICEF Contracts Officer, Supply Division, led the CCC design and construction process. He was deployed to Guinea, Liberia and Sierra Leone to support country offices



Community Care Centres

Isolating people who had symptoms was key to interrupting virus transmission. The UN Mission for Ebola Emergency Response (UNMEER) identified UNICEF as the UN’s lead in the design and construction of Community Care Centres (CCCs) to provide families with dignified care for their loved ones.

UNICEF and the World Health Organization (WHO) developed a generic design and procurement guideline for a CCC that could be adapted to meet country-specific needs. Locally available materials helped minimise construction costs, while the design enabled rapid construction in remote locations when the virus surfaced. UNICEF also supported governments to identify construction specialists in-country and modify the design when needed. In all, UNICEF constructed 51 CCCs (428 beds) in the three Ebola-affected countries in 2014. ●

Coordinated approach overcomes transport problems

At the peak of the Ebola emergency, the lack of commercial freight options from Europe to West Africa left many humanitarian organizations with up to an eight week wait to transport urgent supplies to affected countries. The cost of a charter flight to these countries via Europe (an average of \$280,000 to transport 80 tonnes of supplies) also made charter options unviable for many.

UNICEF established an Air Coordination Cell (ACC) with the UN Global Logistics Cluster to consolidate cargo and offer more than 160 relief agencies space on charter flights. The ACC was particularly useful for pooling small cargo volumes from multiple agencies – saving costs and maximising the use of cargo space in every humanitarian airlift.

The ACC also solicited and made available to ACC members freight donations of 118 tonnes on six flights, valued at approximately \$400,000. In addition, the ACC provided members with donated sea freight valued at \$500,000. ●

“This was a great opportunity for the global international community to join efforts in extremely demanding circumstances. Learnings will help us apply the same approach in the future.”

Elena Trajkovska,
Chief, International Transport Unit,
Supply Division



Partnering for results for children

An opportunity to combine our collective strengths to bridge inequalities, increase access and improve results for children

Nearly every aspect of the UNICEF supply chain is strengthened by collaboration with partners including donor and programme governments, UN agencies, non-governmental organizations and the private sector. Many of these partnerships have evolved over decades and are now firmly established with shared strategic goals and the capacity to address new global challenges.

The international response to the worst-ever Ebola outbreak illustrates the impact of such collaboration. Strategic support from partners vitalised UNICEF's supply response to support the elimination of Ebola. Partners in this response included the

African Development Bank, the Bill and Melinda Gates Foundation (BMGF), DFID, WHO, Médecins Sans Frontières, the European Commission, the Micronutrient Initiative, Panalpina, the Paul G. Allen Family Foundation, USAID and UPS.

Other partnerships, such as those with Gavi (the Vaccine Alliance) and the BMGF around new vaccine introduction, are challenging UNICEF to think in innovative ways. Such reflections ignite breakthroughs in planning and action that can accelerate the creation of healthy markets in vaccine supply and the strengthening of cold chains needed to sustain immunization programmes.

In 2014, Gavi provided \$1 billion in funding for vaccine procurement via UNICEF Procurement Services (PS) for 69 countries. These funds helped UNICEF leverage its purchasing capacity and logistics expertise to access life-saving supplies on behalf of governments, and supported UNICEF's work with government health authorities to strengthen national capacity in supply chain management. PS provided procurement support to 100 countries in 2014.

Partnerships with suppliers open strong opportunities to increase access, drive down prices and ensure life-saving products meet the highest standards of quality. Across every commodity group, UNICEF's annual industry consultations gave insight into bidding opportunities, innovative funding mechanisms and new product specifications that challenged manufacturers to design products that are safer, more durable and more economical to transport.

Long-term contracting arrangements broadened horizons for production planning and helped create market stability. Incentivising in-country production is good for local economies and is also critical in reducing transport costs, and producing items that are familiar and readily acceptable to local populations.

The corporate sector also contributed an array of support to many important areas of UNICEF Supply's work. For example, donations in the form of products, services or expertise during emergencies helped to bring urgently needed supplies to humanitarian crises. In 2014, \$4.8 million in freight was donated to support Level 3 emergencies. ●



◀ **Bangladesh:** UNICEF supplies loaded onto a boat during a flood emergency in Sariakandi Upazila

▲ **Ukraine:** Four-year-old Sophia, who fled Donetsk with her mother and brother, received a hygiene kit thanks to a donation from ECHO



Strengthening supply chains with governments

Strong supply chains are dependent on collaborative partnerships

This area of work covers a range of activities - from targeted, short-term interventions for specific products, locations or supply chain segments – to longer term capacity development of entire national supply chain systems.

The portal www.supplychainsforchildren.org was launched in 2014, as a platform for information sharing between UNICEF and partners on critical activities that help ensure vital supplies reach children.

A set of performance indicators was developed to support governments monitor their supply chains and identify root causes of supply chain issues. The goal was preventing wastage and stock-outs, lowering transport costs, strengthening infrastructure such as cold chain, and achieve overall improvements in coverage rates and access to supplies.

UNICEF provided technical assistance to the Governments of the Democratic Republic of Congo (DRC), Kenya, Nigeria, Namibia and Zambia for developing and implementing components of public health supply chain strategies and plans. The Governments of Burkina Faso, Burundi, Bhutan, Ethiopia, Namibia and Nigeria received capacity development support and

human resource strengthening. UNICEF Supply staff undertook country missions to Côte d'Ivoire, DRC, India, Kenya, Myanmar, Nigeria, Niger, Senegal, Tanzania, Togo, the Philippines, and Pacific Island countries, supporting these Governments with supply chain activities for immunization and other health commodities.

UNICEF engaged with partners through Gavi, the Interagency Supply Chain Group, the UN Commission and the WHO/UNICEF Immunization Hub to develop common standards and approaches for supply chain assessments and improvement planning.

UNICEF hosts the Secretariat for People that Deliver (PtD) - an alliance of some 80 governments and partners working to enhance workforce capacity in health supply chains. In 2014, UNICEF and PtD co-hosted a forum on workforce excellence which included many opportunities for south-south knowledge exchange. •



We encourage you to share your thoughts, comments and ideas on supply chain stories of interest. www.supplychainsforchildren.org

© CASE STUDY: Peru

\$20 million cold chain upgrade

In upper Middle Income Countries (MICs) where resources are available but the national capacity to manage large and complex procurement may need some support, Procurement Services (PS) provides technical expertise to governments to procure strategic commodities for children.

Peru's complex geography spreads across vulnerable communities in coastal areas, hot tropical jungles and freezing mountain ranges. The establishment of a strong cold chain across these diverse topographies and temperature zones was critical in achieving equity in health services.

A decade ago, the Government of Peru embarked on a campaign to strengthen the country's cold chain capacity. In 2014, UNICEF partnered with the Government to ensure delivery of cold chain equipment valued at approximately \$20 million to health service delivery points throughout the country. This more than doubled the Country's cold chain capacity from 2011 levels. UNICEF also trained 88 technicians in the installation and maintenance of new solar-driven refrigerators and freezers. •

272

health facilities visited

801

locations with cold chain equipment monitored

88

technicians trained in the installation and maintenance of new solar-driven refrigerators and freezers

© CASE STUDY: Kenya

Partnership provides continuity in delivery of health supplies

In 2010, Kenya decentralised Government responsibilities for health services and staff, procurement and warehousing to 47 counties. The potential impact of devolution on UNICEF programmes was likely to be significant. Three-quarters of the work carried out by UNICEF Kenya included the procurement and delivery of essential medicines and nutrition supplies.

Keen to ensure continuity of access to these supplies to the community level, UNICEF established a partnership with the Kenya Medical Supplies Authority (KEMSA) in 2014. Formerly an agency under the Ministry of Health, the newly formed semi-autonomous authority, oversees Kenya's procurement and delivery of pharmaceuticals, medical equipment and other supplies for over 6,000 public health facilities across the country.

Through the KEMSA-UNICEF partnership, a memorandum of understanding (MOU) will support collaboration in procurement services, logistics, capacity optimisation and knowledge transfer. Under the terms of the MOU, KEMSA will utilise its medical supply chain network to deliver some \$11 million in essential medicines on behalf of UNICEF. UNICEF will provide funding and logistics expertise to help build KEMSA's capacity in clearing, forwarding, warehousing and distribution of health supplies. The Kenyan Government and UNICEF are advocating for individual counties to procure through KEMSA to minimise delays and duplication, and ensure the quality of supplies. The MOU will take effect in 2015.

"Our target is the hard to reach health facilities at county-level. KEMSA already has a unified supply chain in place, so the result will be more essential commodities to the county health centres and to mothers and children," said Christopher Adomati, Chief of Supply, UNICEF Kenya.

"This partnership will support equitable access to medicines and nutrition supplies, for children and families regardless of

their location. We remain committed to leveraging our human capital, broad network and infrastructure to render an effective and efficient supply chain for the benefit of the children of Kenya," Dr John Munyu, KEMSA's Chief Executive Officer added.

In 2014, work around the development of the MOU ran parallel to an assessment of county-level nutrition-related supply chains. The assessment, carried out by UNICEF and the Government, provided evidence to support recommendations to also integrate nutrition related supply chain management to KEMSA. •

▼ The KEMSA-UNICEF strategic partnership launch with representatives from the Kenyan Government, KEMSA and UNICEF



"Our target is the hard to reach health facilities at the county-level. The result will be more essential commodities to the county health centres and to mothers and children."

Christopher Adomati,
Chief of Supply, UNICEF Kenya

44.1

population of Kenya (in millions)
60% children under 18 years old

47

counties in the decentralised government

6,000

public health facilities across Kenya



© CASE STUDY: Côte d'Ivoire

13 million bed nets

Months of meticulous planning and coordination involving partnerships across UNICEF, the Government of Côte d'Ivoire, the Global Fund, suppliers, freight forwarders and many others – made possible the arrival and distribution of 13 million Long Lasting Insecticidal Nets (LLINs) across Côte d'Ivoire. The first of 25 shipments (495 shipping containers in total) began arriving in April 2014 and took just over a year to complete.

Côte d'Ivoire's ambitious malaria prevention campaign aimed to provide one LLIN for every two people in the country. The campaign would cover 25 million people, including 3.8 million children under-five years of age.

The planning phase included UNICEF and the Government working together to assess in-country capacity to clear customs, store and transport the nets to their final distribution points, and to decide how shipments should be staggered to avoid bottlenecks.

The landed price per net was determined using the price offered by suppliers in China, India and Vietnam, their production capacity, expected delivery timeframes and the transportation costs (containers, inspection, insurance, etc.) to the ports of Abidjan and San-Pedro. This approach helped save time and approximately \$1.7 million in cargo handling costs.

A customised dashboard gave stakeholders access to real-time data at each segment of the supply chain. This information enabled early detection and mitigation of potential problems and tracking of KPIs.

The phased approach to in-country distribution was pivotal to the success of the campaign. The distribution began in rural areas, including very isolated communities, followed by distribution in Abidjan.

“The biggest logistical challenge was the selection and monitoring of transport companies in each health district.



“We adopted a regional approach and launched 16 tenders in each region, and tried to find local carriers who knew the realities of their particular area,” explained Gbessi Tairou, Supply & Logistics Manager, UNICEF Côte d'Ivoire.

“Three million out of 13 million nets were stored in Abidjan and the rest were directly delivered and stored in containers at health district compounds. These were opened just five days before distribution to minimise the risk of theft,” she added.

The Government was extremely supportive of UNICEF's approach. Discussions and planning are underway for replacing the current bed nets in three years. ●

“We adopted a regional approach [...] and tried to find local carriers who knew the realities of their particular area.”

Gbessi Tairou,
Supply & Logistics Manager,
UNICEF Côte d'Ivoire





• Storage points
 — Major roads

▲ Map showing the two ports of entry for 13 million bed nets, and the main in-country distribution network

▼ **Cote d'Ivoire:** A health worker explains how to use an LLIN in a community near the city of Yamoussoukro



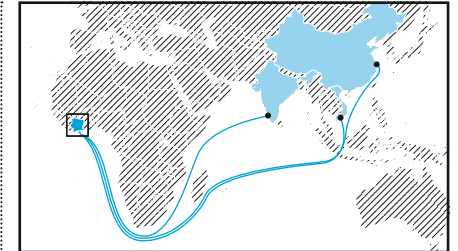
4,284
 distribution points for phase 1 (59 health districts)

1,200
 distribution points for phase 2 (12 health districts)

25 million
 end-users (3.82 million children under 5 years and 1.25 million pregnant women)

495
 containers

\$38.8
 total value of bed nets (millions)



▲ Suppliers and ports of departure (China, India, and Vietnam)

Key stakeholders:

- Programme National de Lutte contre le Paludisme
- Ministère de la Santé
- The Global Fund
- UNICEF
- WHO
- USAID
- Management Sciences for Health
- CARE International
- Country Coordinating Mechanism
- Coalition des Entreprises de Côte d'Ivoire contre le VIH-Sida, la Tuberculose et le Paludisme
- Réseau des Organisations de Lutte contre le Paludisme

86%

of UNICEF procurement is in collaboration
with UN agencies

UNICEF Supply partners

Virtually all of UNICEF's work supporting supply chains for children has interdependencies with partners. In addition to programme countries and suppliers, the list that follows is far from exhaustive, and represents Supply Division's key engagements in 2014

UN family

Food and Agriculture Organization of the UN (FAO)
Office of the Secretary General's Special Envoy for Malaria
Pan-American Health Organization (PAHO)
UNAIDS
UN Commission on Life-Saving Commodities for Women's and Children's Health
UN Development Programme (UNDP)
UN Global Logistics Cluster
UN High Commissioner for Refugees (UNHCR)
UN Humanitarian Response Depots (UNHRD)
UN Mission for Ebola Emergency Response (UNMEER)
UN Office for Project Services (UNOPS)
UN Office for the Coordination of Humanitarian Affairs (OCHA)
UN Population Fund (UNFPA)
The World Bank
The World Food Programme (WFP)
The World Health Organization (WHO)

Academia, foundations and private sector

Bill and Melinda Gates Foundation (BMGF)
Children's Mercy Hospital and Clinics
Developing Countries Vaccine Manufacturers Network
IKEA Foundation
The International Federation of Pharmaceutical Manufacturers & Associations (IFPMA)
Norwegian Air
Panalpina
The Paul G. Allen Family Foundation
UPS Foundation

Governments and international financial institutions

African Development Bank (AFDB)
Canadian International Development Agency (CIDA)
Centers for Disease Control and Prevention (CDC)
Department for International Development (DfID) (UK)
European Commission (EC) /The European Commission's Humanitarian Aid and Civil Protection department (ECHO)
Islamic Development Bank (IDB)
Japan International Cooperation Agency (JICA)
Kreditanstalt fuer Wiederaufbau (KfW)
United States Agency for International Development (USAID)
US President's Malaria Initiative (PMI)

Health and supply chain

Africa Leaders for Malaria Alliance (ALMA)
Alliance for Malaria Prevention (AMP)
Clinton Health Access Initiative (CHAI)
Gavi, the Vaccine Alliance
The Global Fund
Global Polio Eradication Initiative (GPEI)
MDG Health Alliance
Measles & Rubella Initiative
Micronutrient Initiative
People that Deliver (PtD)
Program for Appropriate Technology in Health (PATH)
Roll Back Malaria Partnership (RBM)
UNITAID

Civil society

Action contre la faim (ACF)
CARE International
International Committee of the Red Cross (ICRC)
International Federation of Red Cross and Red Crescent Societies (IFRC)
Médecins Sans Frontières (MSF)
Oxfam
Save the Children
World Vision

Papua New Guinea: Children from the Inika village, Agevairu, Central Province



New procurement strategies sharpen market influencing efforts

The development of 13 procurement strategies in 2014 helped crystallise UNICEF's market analyses, guide objectives and inform the methodologies and tools deployed (e.g. tendering, procurement, financing mechanisms, etc.) to address market shortcomings for each of the following essential strategic commodities: Long Lasting Insecticidal Nets, HIV Point of Care diagnostics, Solar Direct Drive refrigerators, laboratory services, antiretrovirals, antimalarials, meningococcal conjugate A vaccines, Ready-to-Use Supplementary Food, multiple micronutrient powder products and iron supplements.

Expanding UNICEF's innovative financing tool-kit

New financing mechanisms that support special contracting exercises with suppliers were introduced in 2014, while the Vaccine Independence Initiative (VII) – a revolving fund which provides pre-financing to accelerate procurement for self-funded government purchases – was reenergised. UNICEF pre-financed \$28 million worth of transactions for the Democratic Republic of Congo, Guinea, Liberia, Nigeria, Malawi, Pakistan and Sierra Leone. This is ensuring uninterrupted supply of essential commodities for these countries. \$10 million of this was through the VII capital fund.

Market updates support transparency and competition

More than 20 market updates on vaccines, emergency supplies, health technologies and nutrition products were published across the year. Publicly available analyses of prices, forecasts and quality standards help suppliers and buyers make informed decisions, while supporting transparency and incentivising competition.

To see the full list of UNICEF Supply market updates, visit: http://www.unicef.org/supply/index_vaccines.html





Influencing markets

Too often high prices and low availability keep vaccines, pharmaceuticals and other critical supplies out of reach for the world's most vulnerable children. To help bridge this inequality, work carried out to positively influence markets for life-saving products has become a core UNICEF Supply strategy.

In this area of work, UNICEF uses its considerable influence as the world's largest buyer of life-saving supplies for children to convene partners, governments and industry to create stable, sustainable markets in which affordable, quality supplies are available to meet global demand.

In 2014, UNICEF's influencing market activities contributed to \$263 million in savings. However, creating healthy markets is about much more than achieving low prices. UNICEF positively influences markets to establish supply security and market resilience. Successful collaborations improve accessibility where supply shortfalls or other market constraints exist, and ensure appropriateness of products to help children survive and thrive in low-resource settings. •

Industry consultations

In 2014, industry consultations across a range of commodity groups including vaccines, diagnostic technologies, medicines and personal protective equipment (PPE) offered manufacturers, quality, safety and efficacy experts, procurement agencies and international donors a forum to discuss and address issues related to production, supply, product specifications and quality standards.

HIV Point of Care diagnostics technologies piloted

Following piloting in Ethiopia, Kenya and Malawi, the UNITAID-CHAI-UNICEF HIV Point of Care (POC) Diagnostics Project tested the suitability of three new innovative technologies for seven focus countries. As a result, UNICEF and CHAI are supporting Ministries of Health to introduce a number of new POC products. The development of in-country POC policies, and implementation of an overarching Quality Policy for HIV POC diagnostics, is further assisting roll-out. Extensive programmatic work has also been completed to implement wide-scale POC CD4 cell counts, which are vital in diagnosis and care of HIV patients. Focus country preparation for piloting and initial scale-up of POC Early Infant Diagnosis and Viral Load is underway.



Joint global forecast for LLINs results in greater market clarity

After several years of uncertainty in the Long Lasting Insecticidal Nets (LLINs) market, a joint forecast with the Global Fund, DFID and other partners helped support market security by providing industry with global demand levels, funding guarantees and clarity on priorities for quality and product improvements. This ensured more timely and effective programme interventions against malaria across the year.

The partnership was awarded the Chartered Institute of Procurement and Supply (CIPS) 2014 award for "best contribution to the reputation of the procurement profession". UNICEF was instrumental in operationalising the Global Fund's new purchasing framework. It shifted the focus of control to buyers and was credited with increasing the number of LLIN suppliers to seven – with a strong focus on local production.

◀ **Pakistan:** A government vaccinator vaccinates a child in the field in Sadar Shah village in Sindh province

Interview

Pentavalent vaccine price hits all-time low

Pentavalent combines five vaccine antigens in a single, two- or ten-dose vial to protect children against diphtheria-tetanus-pertussis (DTP), hepatitis B (hepB) and haemophilus influenzae type B (Hib) – diseases which kill approximately 1 million people annually.

Efforts between 2007 and 2014 by UNICEF, Gavi (the Vaccine Alliance) and Alliance partners to make pentavalent vaccine available and affordable for developing countries, resulted in a 47 per cent price decrease in the weighted average price (WAP) per dose (from \$3.60 in 2007 to \$1.90 in 2014) for the 73 Gavi-funded countries. For self-funding Middle Income Countries (MICs) procuring through UNICEF, the 2014 WAP price reached an all-time low of \$2.01 per dose. The number of suppliers with pre-qualified vaccines also increased from one to eight over the eight-year period.



Supply Division Contracts Specialist, Hans Christiansen, assists with the procurement and supply of pentavalent, with 179 million doses supplied to more than 60 countries in 2014. He provides some insights on the factors that contributed to the price drop and achieving a healthy pentavalent market.

Q What was the market situation before 2000 when Gavi stepped in?

A Pentavalent became available in 2001, and up until 2006, there was just one supplier of the WHO pre-qualified vaccine in the market. At above \$3 per dose, it was out of reach for UNICEF programme countries without donor support.

Q How has the partnership with Gavi and donors helped to positively influence the pentavalent market?

A The Alliance partnership helped change the game. Pooling our forecasts and adding the funding guarantees provided to Gavi-eligible countries gave manufacturers the security in planning

production levels and motivated two new manufacturers to enter the market. Added to this, upfront funding commitments gave UNICEF leverage in its procurement efforts, taking it from a simple tender process to a situation where we could have a real dialogue with suppliers on how to secure the lowest possible price.

The increased competition due to the entry of new manufacturers also facilitated a price decrease for the pentavalent vaccines supplied to MICs. Since 2013, suppliers have extended favourable pricing to this group of countries such that MICs pricing is on par with the prices offered to countries eligible for Gavi funding.

Q How did UNICEF and partners finally achieve the price drop to less than \$2 per dose?

A Prices remained high for years because total demand exceeded available supply. Prices started declining as additional suppliers entered the market from 2006. Another key contributor to the price decrease was the introduction of a 10-dose vial presentation in 2011, which is produced at lower manufacturing costs. Adding to this, there have been no major supply issues or supplier suspensions since 2013.

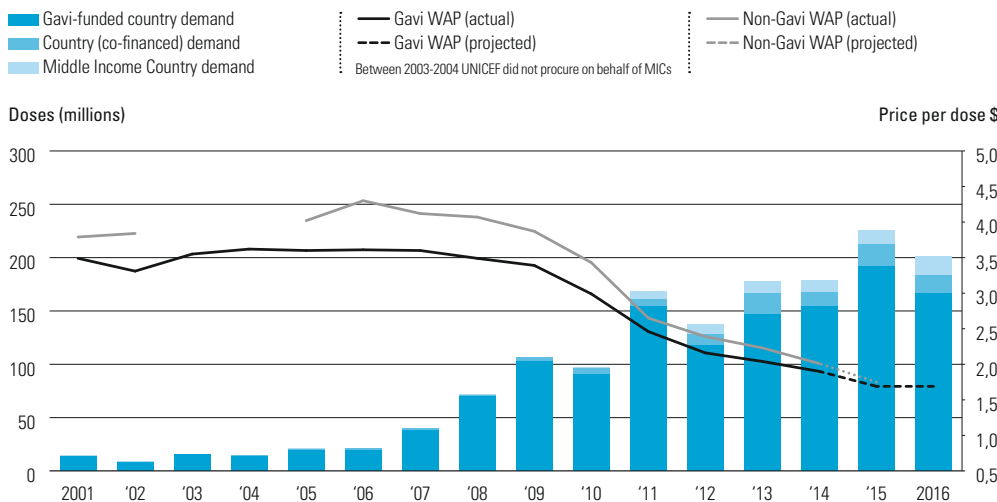
This meant, that for the first time, we had over capacity in the market.

As the supply market conditions stabilised and more pre-qualified suppliers entered the market, several mutually-reinforcing factors came into play which likely contributed to the decreases in prices offered for 2015-2016 including:

- UNICEF and partners challenged suppliers to decrease prices
- Gavi funding became accessible to more countries that wanted to introduce pentavalent vaccine
- Special contracting terms offered by UNICEF reduced the risk for suppliers and boosted confidence in production levels
- Price transparency enabled manufacturers to see what their competitors were charging.

Q Are further price reductions expected in the future?

A With increased competition we expect price reductions from currently higher priced suppliers for Gavi supported countries, and also expecting to see further price reductions for MICs. The money saved means reaching more children with vaccines.



2001
first pentavalent vaccine
WHO pre-qualified

2009-12
period of unstable supply

2011
first liquid 10-dose vial
available on the market

341,883

children in Jordan and Lebanon received winter clothes



© CASE STUDY: Lebanon & Jordan

Vouchers, barcodes and cash assistance

UNICEF in partnership with the UN World Food Programme (WFP) and the UN Refugee Agency (UNHCR), provided winter clothing to children in Jordan and Lebanon.

Innovative approaches to supply distribution using vouchers, barcodes and cash assistance provided 341,883 children equitable access to winter clothes. The programme also brought dignity to families and supported local markets.

In Jordan, building on WFP's electronic food voucher programme, 14 Jordanian Dinars (approximately \$20) per registered child was credited to families' e-credit cards or UNHCR bank accounts. In the case of the latter, iris scanning at ATMs verified

“Cash assistance provided refugee families with choice. It is a dignified way of providing assistance, and indirectly impacted the emotional well-being of these families.”

Muhammad Rafiq Khan,
Child Protection Specialist,
UNICEF Amman



the identity of the recipient before cash was disbursed. For both modalities, recipients received an SMS notification about the availability of funds. The amount could then be used to purchase winter supplies. In refugee camps in Jordan, UNICEF signed contracts with three local supermarkets which temporarily stocked winter items. UNICEF staff closely monitored stock levels and prices at the selected supermarkets during the distribution phase.

In Lebanon, UNICEF adapted its approach to cash vouchers to provide winter clothing to children living in isolated, informal settlements that had no access to urban amenities such as cash machines and markets. Each household received a card with a unique barcode a few weeks prior to the planned distribution. This code was recorded in UNISupply/Equitrack, an Android application developed by UNICEF to capture vital household data, for example the age and gender of each family member. The application automatically matched this data to the clothing size needed for each child. During distribution, partners simply swiped the card to verify the household and handed over the appropriately sized clothing kit.

Vulnerable Lebanese, Syrian and Palestinian children living in high altitude communities were identified via Lebanon's National Poverty Targeting Programme and the UNHCR registration database. This information was uploaded to UniSupply/Equitrack. UNICEF sent families an SMS directing them to a nearby Social Development Centre where they could collect a \$30 voucher that could be redeemed for children's winter clothing from a number of UNICEF-approved stores and traders. ●



School uniforms distribution in Gaza

The innovative distribution approach was applied in Gaza following the conflict with Israel. A smart card, loaded with credits, was redeemable at four school uniform stores in Gaza. 4,500 displaced school children benefitted from the programme. The store owner was paid cash by UNICEF at the end of each month, depending on the number of credits received.

Savings

\$263

million
was saved in 2014

UNICEF's procurement strategies support the increased availability and affordability of essential commodities, as well as the diversity of the supplier base and the introduction of new and more effective products.

In 2011, UNICEF set procurement strategies for four of its products, with the objective of achieving price reductions. Some of the strategies included multi-year contracts with suppliers and innovative financing mechanisms, as well as invaluable collaboration with partners. UNICEF has monitored the achievement of its objectives and it is on-track to meet its projection of realising \$810 million in savings by 2017.

Since then, new strategies have been added, resulting in lower prices for other products. UNICEF's approaches, focused on value for money, generated a total of \$263 million in actual savings in 2014, taking the total to \$644.9 million since 2012. •

Immunization



Pneumococcal vaccine

\$9.4 million

2014

UNICEF's operation in the pneumococcal vaccine market is regulated by the Advance Market Commitment (AMC), an innovative funding mechanism established by UNICEF, Gavi and donors. While the vaccines were in development before the launch of the AMC, the initiative has been a trigger for pre-qualified suppliers meeting the AMC's target product profile to scale-up production. By year's end, products were available for introduction in routine immunization and subsequent routine programmes in 49 countries. As a result of the last tender, a reduction in the 2013 price was achieved via financial guarantees and special contracting. It is expected that the price will further decrease when the projected four-dose vial becomes available in 2016.

Partners: BMGF, Gavi, WHO, AMC donors, suppliers

Savings in:

2013:\$2.2 million

Rotavirus vaccine

\$160.4 million

2014

Government plans for rotavirus vaccine introduction enabled UNICEF to identify the required quantities and employ long term arrangements with suppliers, including firm contracting, advance payments and contracting in Euros.

Partners: BMGF, Gavi, WHO, suppliers

Savings in:

2012:\$51.2 million
2013:\$108.4 million

Oral polio vaccine (OPV)

\$8.4 million

2014

2014 supply levels were bolstered due to WHO pre-qualifying an additional supplier. The 2012 weighted average price was reduced by \$.005 per dose in 2013-2014 via competitive price offers and special contracting arrangements.

Partners: WHO, GPEI, CDC, BMGF, Rotary International, suppliers

Savings in:

2012:\$12.8 million
2013:\$7.7 million

Pentavalent vaccine

\$30.7 million

2014

Pentavalent vaccine suppliers continued to offer lower prices. Special contracting terms, along with the expanded and diversified supplier base, stimulated competition and contributed to price reductions and savings. Countries' continued preference for the lower priced 10-dose vial also supported cost decreases.

Partners: BMGF, Gavi, WHO, suppliers

Savings in:

2012:\$108 million
2013:\$19.8 million

Human Papillomavirus (HPV) vaccine

\$5.4 million

2014

Despite low volumes in the early stages of introduction of HPV programmes, UNICEF, in collaboration with partners, secured prices of \$4.50 – 4.60 per dose.

Partners: Gavi, BMGF, suppliers

Inactivated polio vaccine (IPV)

\$25.4 million

2014

As part of the Polio Eradication and Endgame Strategic Plan, the Global Polio Eradication Initiative (GPEI) recommended that all countries using only OPV in routine immunization schedules add at least one dose of IPV. This resulted in a substantial scale-up of the annual demand through UNICEF, increasing from 300,000 to approximately 80 million doses. For this recommendation to be affordable, a target price of \$1 was required. UNICEF met this target price from one supplier via a tendering process.

Partners: WHO, GPEI, BMGF, suppliers

Immunization devices

\$5.1 million

2014

The implementation of a landed cost evaluation for immunization devices provided the opportunity to optimise the supply chain for these devices, benefitting countries procuring through UNICEF. The weighted average price for auto-disable (AD) syringes and safety boxes decreased by 11 per cent from the previous tender cycle. The landed cost evaluation not only made safe injection more affordable, but also contributed to a healthier and more balanced supply base for AD syringes, with suppliers located across Europe, the Middle East, India and China.

Partners: WHO, Gavi, suppliers

Medicines and nutrition



Anti-retroviral medicines (ARVs)

\$8.1 million

2014

UNICEF continued its strategic approach in the procurement and delivery of ARV medicines, including paediatrics. The 2014 savings are indicative of a more stabilised ARV market compared to 2011. UNICEF is continuing to work with multiple suppliers to achieve better prices.

Partners: The Global Fund, WHO, suppliers

Savings in:

2012:	\$12.7 million
2013:	\$28.6 million

Amoxicillin dispersible tablets (DT)

\$3.3 million

2014

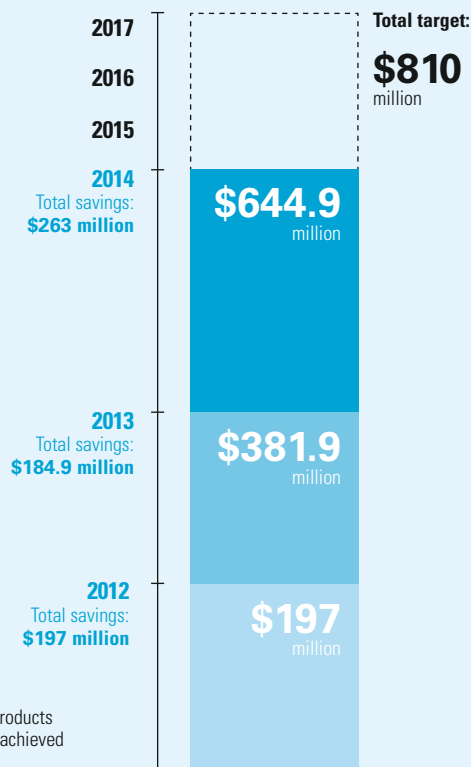
UNICEF and partners have helped expand the global supplier base for amoxicillin DT and advocated a supply switch from oral suspension. This has resulted in an increased uptake by programmes as countries continue to implement WHO guidelines for the treatment of childhood pneumonia, using amoxicillin DT as first line treatment. As a result, demand for dispersible tablets has increased. For every childhood pneumonia treatment diverted to amoxicillin DT, the cost saving is equivalent to one extra pneumonia childhood treatment.

Partners: WHO, UN Commission on Life Saving Commodities for Women and Children, suppliers

Savings in:

2013:	\$197,000
-------------	------------------

Progress on achieving projected savings by 2017



The figures include all products for which savings were achieved between 2012 and 2014.

Shelter and protection



Tents

\$1.8 million

2014:

Increased demand for tents in 2014 as well as an expanded supplier base contributed to cost avoidance for all tent sizes.

Partners: Suppliers

Bed nets

\$1.4 million

2014

UNICEF partnered with the Global Fund, USAID and DFID in the fight against malaria. This collaboration, combined with well-planned procurement of LLINs and funds availability, largely contributed towards maintaining a stable and healthy LLIN market. Increased forecast reliability secured procurement savings and also contributed to achieving programme implementation timelines.

Partners: African Leaders Malaria Alliance, the Global Fund, the Roll-Back Malaria Partnership, Alliance for Malaria Prevention, UNITAID, the UN Special Envoy for Malaria, UNDP, USAID, DFID, WHO, the World Bank, suppliers

Savings in:

2012:	\$7.5 million
2013:	\$16.8 million

Sleeping mats and thermal blankets

\$0.2 million

2014

UNICEF and UNHCR aligned technical specifications and combined forecast quantities for a number of strategic shelter items, including sleeping mats and thermal blankets, and jointly tendered. For UNICEF, this resulted in an 8 per cent reduction in the unit cost of sleeping mats, and a 12 per cent price decrease for thermal blankets.

Partners: UNHCR, suppliers

Savings in:

2013:	\$560,000
-------------	------------------

Winterisation kits

\$3.3 million

2014

The establishment of Long Term Arrangements for children's winter clothes kits with suppliers in Jordan, Lebanon and China, coupled with improved advanced planning from countries affected by the Syria crisis where kits are used, has resulted in cost avoidance. This allowed for placement of orders with a Chinese supplier, who had the overall lowest prices but a considerable longer lead-time than other suppliers.

Improved advanced planning from countries affected by the Syria crisis, coupled with a tender process resulting in the establishment of Long Term Arrangements with manufacturers in Jordan, Lebanon and China for winter clothing supplies resulted in cost avoidance.

Partners: Suppliers





Philippines: Girls playing in the schoolyard at Santo Niño Elementary School in one of the areas hardest hit by Typhoon Haiyan. Their school was badly damaged. UNICEF provided tents, educational supplies, latrines and hand-washing facilities to allow classes to resume as quickly as possible

Product innovation

UNICEF product innovation efforts are centred on overcoming social, economic and geographic barriers that prevent the world's most vulnerable children from reaching their full potential

An overview of product innovation projects and their status at the end of 2014

-  Water & Sanitation
-  Nutrition
-  Education
-  Vaccines
-  Health devices
-  Added in 2014
-  Emergencies



Child friendly wheelchairs in emergency settings

Fit-for-purpose paediatric wheelchairs in emergency settings to give children improved mobility.

Status: Project team established to validate the need, and market research completed to identify commercially available or in-development solutions.

Field trial under selection



Latrine slab

An add-on, modular component that will fit on latrines to provide access for children with disabilities as well as for elderly people.



Status: Supplier identified to produce components that can be added to an existing product. To feature in Supply Catalogue in 2015.

Field trial under selection



Real-time E. coli testing device



In a programme country setting, assess the suitability of an E. coli test that won the Stockholm Water prize.

Status: The original solution could not be replicated in field testing. Further research underway for alternatives in partnership with academia.

Field trial Lebanon, Uganda



Household water treatment systems

Chlorine tablets are distributed in emergencies to purify drinking water at the household level. While practical and effective, UNICEF is assessing whether filter-based products offer more cost-effective water purification.

Status: Several products have been evaluated by UNICEF Supply's Water & Sanitation technical team. A request for proposals from suppliers to partner with UNICEF on device development will be issued in 2015.

Field trial under selection

School furniture design & procurement guidelines

Develop specifications and production guidelines for local production of inexpensive and effective school furniture.

Status: Procurement guideline finalised.

Field trial Malawi

The last mile

To explore the possible use of Phase-Change-Material technology to reduce the risk of freezing vaccines.

Status: Finalising the field trial protocol to test three products in the field.

Field trial under selection



MobiStation

The MobiStation is a portable educational system developed and designed to provide a portable classroom, including internet connectivity, in rural and remote areas.

Status: Field trialling failed to provide "proof of concept". The project has been discontinued.

Field trial Uganda



ORS/Zinc co-packaging

With the Pneumonia and Diarrhoea Working Group, develop a system for co-packaging zinc and Oral Rehydration Salts (ORS) to simplify administering correct dosages. Taken together, zinc and ORS reduce the duration and reoccurrence of diarrhoeal episodes in children.

Status: Scale-up

Field trial completed in 2013



Weight measurement tapes

In emergencies or low-resource settings, accurate weight measurement is a challenge. Test the effectiveness of a weight tape method developed by the Children's Mercy Hospital (USA) in field contexts.

Status: Pilot results promising. Scoping further application in collaboration with UNICEF offices and WHO.

Field trial Benin, DRC

Whether supporting a new product to market, field trialling products, or identifying and facilitating improvements to supplies that UNICEF already procures, the goal of product innovation is to make cost effective and fit-for-purpose solutions more accessible to children who need them most.

The journey of any product innovation project – from idea to scale-up – is never linear. Evidence and learnings collected along the way help to refine and re-shape concepts, and inform prototypes for field-testing.

In 2014, UNICEF had 22 product innovation projects, with a number of these field trialled for suitability during the year. Field trialling reveals new challenges that can lead to design rethinks and sometimes unexpected results, including the realisation that a product simply does not meet the need. ●



!
Emergency packaging and labelling



Improve labelling on UNICEF kits containing vital emergency supplies to improve in-country identification and streamline distribution.

Status: Range of colours and shapes tested in emergency contexts. Communication strategy for roll out developed.

Field trial CAR, Philippines, Sudan, Iraq, Nigeria, Mali

!
Temporary structures

Country offices identified the need for multi-purpose temporary structures, adaptable for different environments and settings.



Status: Scoping of current temporary structures on market completed. Database matching solutions to programmatic needs to be finalised and shared.

Field trial under selection

!
Jerry can



Support re-design of more user-friendly, collapsible water container that remains inexpensive and suitable for bulk transport.

Status: Second prototype developed based on user feedback, and to be field tested.

Field trial Afghanistan, CAR, Haiti, Sudan

!
Latrine additives

Identify a latrine additive that assists with compacting and accelerates decomposition of fecal sludge, reducing emptying frequency, smell and helps control flies.

Status: Field trial tested three different additives to validate initial positive results. Study results are pending.

Field trial Uganda

!
Food Online Nutrition Database (FOND)

Encouraging local production of Ready-to-Use Therapeutic Food (RUTF) by reviewing recipes and activities related to RUTF production. Particularly focused on countries where current supply does not meet local demand.

Status: Market research on locally produced RUTFs completed.

Field trial under selection

!
Visual Vaccines monitoring tool (ViVa)

Develop a web-based monitoring tool that matches UNICEF's vaccine forecast data and scheduled deliveries with country stock levels. It will enable corrective and preventive actions to avoid stock-outs or overstocking.

Status: An Excel based tool was field tested with positive results. Web-based software being developed by external party.

Field trial Botswana, DRC, Niger, Nigeria, the Philippines, Senegal

!
Acute Respiratory Diagnosis Aid (ARIDA)

Identify low-tech solutions for effective diagnosis of pneumonia by community health workers in low-resource settings where advanced diagnosis tools are unavailable.

Status: Target Product Profile launched and monitoring of solutions from industry and academia.

Field trial under selection

!
Real-time Ebola innovation

Standardise PPE design to keep workers safe from Ebola contamination. Standardise rapid, low-cost construction of Community Care Centres to bring dignified care to communities.

Status: Implemented in Guinea, Liberia and Sierra Leone



© CASE STUDY 1

Weight measurement tapes

Field trial locations: Benin and the Democratic Republic of Congo (DRC)

For children, the correct dosage of medicine for treatment is based on their weight. However, if a community health worker is making a home visit or working in a poorly equipped clinic without calibrated weighing scales, she may use the child's age or another less reliable method to determine how much medicine to give.

The 'Mercy Method', developed by The Children's Mercy Hospital and Clinics in the United States, uses a 2D or 3D paper measurement tape to determine the weight of children aged two months to 16 years. The tapes measure the humeral length (shoulder to elbow) and mid-upper arm circumference, as a basis to calculate the child's weight.

In Benin and DRC, UNICEF worked with Government public health authorities in field trialling both tapes with health workers in some 100 rural locations. Over five weeks, health workers provided feedback critical to determining the usability, likability and robustness of the tapes.

The evidence showed a clear preference for the 3D tape. Errors were recorded, primarily due to lack of instruction in the tapes' use, but when used correctly, measurements from the 3D tape were within six per cent of readings from calibrated scales.

Minor technical modifications and better training will improve the usability of the tapes. New prototypes will be further assessed as fit-for-purpose by users. ●



© CASE STUDY 2

Locally produced school furniture

Field trial location: Malawi

School furniture that is comfortable, durable and specifically designed for children helps them to learn and provides a sense of dignity in the classroom. However, in many developing countries, quality furniture needs to be imported, making it unaffordable. As a result, schools either do without or make do with unsuitably designed or poorly made furniture.

To make quality furniture more affordable and available for schools in low-resource settings, UNICEF launched a product innovation project that identified designs based on locally available materials and common manufacturing techniques and tools.

Following development of procurement and design guidelines, UNICEF worked with



▲ **Malawi:** Students testing school furniture prototype for usability

Malawi's Ministry of Education to produce and field trial 270 sets of school furniture in two schools. In focus group discussions, teachers and students said they were happy with the new furniture, however, the evidence showed standard and durability were not optimal due to design deviations in the local manufacturing process. User feedback is informing the finalisation of design and procurement guidelines expected in 2015. In parallel, UNICEF is working with interested countries to identify opportunities to take the project to scale. ●

Activate Talk: CRC@25

To commemorate the 25th anniversary of the Convention on the Rights of the Child, UNICEF Supply brought together three experts to debate the future of product innovation. Panelists agreed that enabling policies, the availability of financial backing and usability are factors that determine the potential impact of a good idea that can become an innovation.

“We cannot call a solution innovative until it actually creates a positive impact.”

Cansu Akarsu,
Industrial designer, Laerdal Global Health



▲ Moderator, Ida Ebbensgaard with (L-R) Michel Zaffran, Coordinator of WHO's Expanded Programme on Immunization, Cansu Akarsu, Industrial designer with Laerdal Global Health and Zachary Katz, Director of Diagnostic Services from the Clinton Health Access Initiative

Improving tools for pneumonia diagnosis

UNICEF played a central role in highlighting a market opportunity for improved pneumonia diagnostic tools, and convened partners to develop the Target Product Profile (TPP) for new devices. The TPP was launched in 2014 to guide developers on the desired performance of Acute Respiratory Infection Diagnosis Aid (ARIDA) devices in low-resource settings; inspiring engagement with industry and academia.





Inclusiveness and accessibility

In low-resource settings, poverty, stigma and lack of support intensify the disadvantages already faced by children with disabilities. These children have a right to assistive technology (AT) devices which enable them to participate in their environment and communities.

Procurement and innovation around AT devices is a growing body of work that reinforces UNICEF's considerable programme focus on the rights of children with disabilities. In 2014, UNICEF completed a Universal Design review and made recommendations to make supplies usable by more children. Opportunities for greater inclusivity are evidenced in guidance being prepared on engaging all children through education kits, and incorporating accessibility principles in the design of UNICEF premises, schools and latrines.

Malaysia: Izdihar Janna Adzly, and her mother, Rafidah Rafizah Ahmad, Chairman of Malaysian Advocates for Cerebral Palsy, sharing their stories at Forum on Malaysian Partnership on Children with Disabilities

Fostering a culture of continuous improvement

UNICEF Supply Headquarters (Supply Division) has made significant progress in establishing systems that support continuous improvement of supply processes while fostering an organizational culture that adapts and embraces such.

An overarching Quality Management System (QMS) ensures regular review of progress against Key Performance Indicators (KPIs), manages complaints to address issues identified by country offices or suppliers, documents procedures which systemise and standardise work practices, and ensures adherence to international Good Manufacturing Practices (GMP), ISO standards and norms.

In the context of a QMS, a Corrective and Preventive Action (CAPA) methodology has been applied across Supply Division using root cause analysis – a technique to address the problem, not symptoms, so that the problem does not reoccur.

In identifying problems, CAPA shifts the focus from the individual to the process. People may make mistakes but are less likely to do so if the processes are clear and standardised. CAPA encourages a collective approach to problem solving.

Such is the case in an exercise currently underway to standardise the process for technical evaluation of bids received. Ensuring that transparency and fairness are integrated throughout a revised tender process requires inputs from colleagues with technical expertise, and those with in depth knowledge in quality assurance and procurement.

Realistic and frequently measured KPIs reflect UNICEF Supply's commitment

to CAPA. Monitoring is the key to establishing a performance indicator that is relevant and able to accurately measure process effectiveness. A KPI target that is consistently met suggests that weaknesses in the process are not being recognised, and that a sharpened KPI needs to be identified. If KPI targets are continually unmet, CAPA is activated to improve process effectiveness.

In 2014, as part of UNICEF Supply's four-year strategic plan, KPIs were introduced as a balanced scorecard. Indicators track financial performance, efficiency and effectiveness of processes, partner satisfaction and learning and development of staff.

The future focus is training UNICEF Supply colleagues on CAPA principles and how these can be applied in all aspects of the Supply Function. This is key to developing a culture where everyone thinks about CAPA and speaks the same language on improvements. ●

Complaints database

UNICEF Supply's complaints database captured 155 complaints reported by UNICEF offices and suppliers. The database recorded problems concerning timeliness of deliveries, process efficiency, product quality and packaging. The efficiency of steps taken to follow up and resolve these complaints are monitored by a KPI that sets 80 per cent as the target "to identify corrective actions within 25 days". This target was surpassed in 2014.



Improvement initiatives

UNICEF Supply's Strategic Plan for 2014-2017 identified 50 improvement initiatives aimed at optimising UNICEF supply chain systems, tools and processes. One of these initiatives, the migration of Gavi's database into UNICEF's Enterprise Resource Planning system, was completed in 2014. The transfer gave UNICEF real-time access to decision letters, cash transfer notices and funds monitoring tools. Data security was improved and the management of Gavi-funded projects became more efficient.

Other ongoing improvement initiatives will enable partners to use barcoding technology to record receipt of UNICEF supplies and complete and submit Vaccine Arrival Reports via an app and provide an online tool for countries to monitor their vaccine stock levels. ●



“When it comes to GMP inspections, our focus is continuous improvement and providing advice on problem areas.”

Peter Svarrer Jakobsen,
QA Specialist, Supply Division



Maintaining quality across supply chains

Ensuring the supplies UNICEF procures and delivers are of the highest quality is a priority at every step of the supply chain. It begins with defining what products countries require, and in the case of vaccines and medicines, ensuring these products meet international standards. For nutrition and other supplies, it involves the development of standards with partners.

When sourcing, UNICEF undertakes a pre-qualification process of suppliers to guarantee they can deliver products that meet stringent quality requirements.

During transportation, vaccines, which are sent directly from suppliers by air to ensure they are kept within the correct temperature range, are monitored via temperature control devices.

On arrival, delivery inspections of supplies check shelf life and assess quality breaches. UNICEF works with governments to ensure sufficient cold chain capacity is in place to warehouse, transport and deliver vaccines all the way to the child.

At the same time, UNICEF and partners are working with governments to develop tools for quality management, with the goal of establishing prepared, stable and resilient supply chains. This requires sufficient and well-trained staff for various functions across the supply chain, including quality monitoring. ●

Good Manufacturing Practices: Ensuring supplies of the highest quality

Manufacturers of pharmaceuticals and specialised nutrition products must adhere to internationally recognised guidelines established as Good Manufacturing Practices (GMP) to ensure the highest quality and safety standards for the products that UNICEF and the humanitarian community procure.

UNICEF’s commitment to ensuring GMP compliance is reflected in ongoing work carried out with partners such as the World Health Organization (WHO), World Food Programme (WFP) and Médecins Sans Frontières (MSF). GMP supplier inspections and product testing provides the opportunity to identify and mitigate potential quality risks promptly. UNICEF proactively shares resources with suppliers related to best practices in GMP, particularly supporting developing countries in achieving GMP compliance.

In 2014, UNICEF Supply’s Quality Assurance (QA) Specialists conducted 40 GMP supplier visits in 14 countries. Nine suppliers were found to be non-compliant. On average, each manufacturer is inspected every two to three years. Critical control points including the quality of starting materials, the standard of premises and equipment, and environmental and quality controls are assessed. The QA inspector provides a range of observations to the supplier in a written GMP inspection report. New manufacturers seeking pre-qualification found to be non-compliant are not approved. Existing manufacturers, have one month to outline the corrective actions they will take in response to any issues identified, with critical findings resulting in an immediate procurement block until satisfactory corrective actions are taken. ●

1

RUTF suppliers in 2001

17

global RUTF suppliers

11

local RUTF suppliers

30,440

tonnes of RUTF procured

14

nutrition GMP inspections

Standard setting for nutrition products

Therapeutic food products such as Ready-to-Use Therapeutic and Supplementary Foods (RUTF & RUSF) provide critical care to children suffering or at risk of malnutrition.

Tightly enforced international quality standards for vaccines and medicines, and the rigorous supplier pre-qualification process facilitated by the World Health Organization, provide valuable lessons in developing oversight for the quality and safety of nutrition products.

Together with partners, Médecins Sans Frontières (MSF), and more recently the World Food Programme (WFP) and USAID, quality standards for nutrition products have been established, including

detailed specifications for peanut-based RUTF.

These standards are thoroughly assessed during GMP site visits to manufacturers. UNICEF, MSF and WFP agree on an annual inspection schedule of suppliers and share the results with interagency partners. In 2014, UNICEF Supply conducted 14 nutrition product supplier site inspections. In addition, microbiological safety testing of all nutrition supplies is done prior to shipment.

Annual supplier meetings convened by UNICEF and partners focus on addressing quality assurance issues and the continuous improvement of nutrition products. Such meetings encourage new suppliers to enter the market, particularly in countries where specialised nutrition products are used.

In 2014, UNICEF sourced RUTF from 17 suppliers, with 39 per cent of the total volume procured from suppliers located in programme countries.

These combined efforts have led to greater alignment among partners on product specifications and required manufacturer standards. As the largest buyer of RUTF globally, UNICEF's rigorous GMP process indirectly helps set the benchmark for all humanitarian aid agencies procuring nutrition products.

UNICEF and partners are also working on the development of international standards for essential nutrition products used in emergency settings. This work is important in capacity building of recipient countries and will lead to more sustainable supply chains for these products.

A global needs analysis will engage with Ministries of Health and UNICEF country offices on the appropriateness of existing strategic nutrition items in different settings. The analysis will help direct UNICEF's nutrition related innovation strategy, including supporting the development of new products and formulations if needed. ●



Real-time monitoring improves supply chain performance

Monitoring is a critical activity that helps to strengthen UNICEF's Supply Function. In 2014, UNICEF improved the monitoring of supply chain data points and established baseline indicators that standardised how supply chain performance is measured.

The launch of UNICEF's Supply Chain Monitoring and Visibility Dashboards was a major milestone in UNICEF Supply's strategy to improve monitoring. The interactive, user-friendly Dashboards alert offices to potential bottlenecks that could delay procurement and delivery. Real-time supply chain performance data enabled staff to take corrective and preventive actions. Evidence-based analysis and decision-making have helped enhance accountability.

The Dashboards have also proved invaluable during emergencies. Information on supply requirements, stock items, pending orders and delivery and commodity status are essential in keeping the flow of supplies as smooth as possible and responsive to a rapidly changing situation on the ground. First piloted in the Philippines following Typhoon Haiyan, the Dashboards were implemented in the organization-wide response to the six large-scale emergencies during 2014.

UNICEF supply chain performance measures now cover in-country activities (e.g. local deliveries), and the indicators for warehouse and inventory management have been standardised across offices. This common approach, together with established baseline results, will help build and document performance improvement. ●

Strengthening staff and systems

The significant results achieved in supply monitoring are owed in large part to the development and implementation of training focused on new tools and processes. In 2014, 50 staff from 24 offices received monitoring related training. Eric Yapi, Supply & Logistics Specialist, UNICEF West and Central Africa Regional Office, was one of them.

Eric was among the first Supply staff to work with the UNICEF Supply Chain Monitoring and Visibility Dashboards. He participated in user testing in the region and gave feedback on improvements. Eric was stationed in the Central African Republic Country Office when the Dashboards were rolled-out to countries. He trained staff on how to generate and interpret data and use the tool in emergency response. He also helped introduce the Dashboards to UNICEF Chad, and later to Guinea, Liberia and Sierra Leone during the height of UNICEF's emergency response to the Ebola crisis.

"All of the country offices in the region have been positive about the Dashboards – each can now closely monitor its supply chain from the creation of demand to delivery. For regional offices, the Dashboards are an oversight tool, helping us understand the local supply chains and identify areas that need extra support. The Dashboards enable regional offices to have continuous communication with country



▲ Eric Yapi, Supply & Logistics Specialist, UNICEF West and Central Africa Regional Office

offices. My weekly analysis of supply chain performance data triggers good discussion with both supply and programme colleagues on their supply chain challenges," Eric said. ●

© CASE STUDY: ViVa

Vaccine monitoring tool

Innovation introduces fresh ideas and new technology to strengthen supply chain monitoring. The Visibility for Vaccines (ViVa) innovation project is focused on developing an intuitive, user-friendly web-based tool to improve the way countries monitor their vaccine stock levels.

ViVa is designed for government health officials responsible for monitoring stock levels of vaccines used in national immunization programmes. ViVa will centralise and consolidate information

about vaccine quantities available in different health facilities across the country, and provide an early warning about potential stock-outs or overstocking. This early detection will enable Ministries of Health to anticipate problems and take appropriate action to correct the balance between supply and demand.

In 2014, the Excel-based prototype was piloted by the Governments of Botswana, Niger, Senegal, the Democratic Republic of Congo, and the Philippines. Interest in ViVa has been expressed across Africa and the Middle East, and is being used in Comoros, Kenya, South Sudan, Togo and Uganda. Madagascar, Mozambique, Sierra Leone, and Tanzania are also expected to adopt the tool. The web-based application and platform will be launched in 2015. ●

Procurement & supply overview 2014

(in \$ millions)

\$3,382

total supplies and services procured

\$2,582

goods

\$600

services

\$134

international freight

10,200 shipments

\$174

total emergency supplies procured for 41 countries/areas

\$1,650

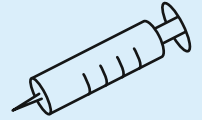
Procurement Services provided to 100 countries

86%

of UNICEF procurement is in collaboration with UN agencies

UNICEF's key commodity groups (in \$ millions)

Vaccines

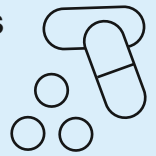


\$1,481

2.71 billion doses

UNICEF supplied vaccines reaching **40 per cent** of the world's children

Pharmaceuticals



\$251

624 million co-trimoxazole tablets

289.3 million zinc tablets

136 million de-worming tablets

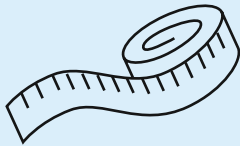
74.3 million sachets of oral rehydration salts

14.6 million artemesin-based combination therapy malaria treatments

11.8 million packs of anti-retrovirals to treat 1.2 million adults for one year of first-line therapy

18.8 million amoxicillin pneumonia treatments for children under 12 months

Nutrition



\$154

30,440 tonnes of ready-to-use therapeutic food

514 million vitamin A capsules

346 million sachets of micro-nutrient powder

Water & sanitation



\$112

701.5 million water purification tablets which could clean 18.6 billion litres of water

1.7 million hygiene and dignity kits

86,147 water and sanitation kits

18,967 household protection kits (for Ebola-affected countries)

Medical supplies & equipment



\$140

819 million immunization syringes

10.5 million HIV rapid diagnostic tests


9.9 million malaria rapid diagnostic tests

91,853 medical kits

\$40.6 million in cold chain equipment

8 million safe disposal boxes

Education supplies



\$63

21,653 classroom kits

84,548 country-specific educational kits

21,877 recreation kits

13,095 early childhood development kits

Bed nets



\$85

26.4 million long lasting insecticidal nets

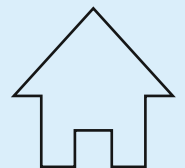
Printing



\$55

locally contracted printing for teaching, learning, advocacy and awareness raising materials

Construction



\$66

locally contracted construction services for education, WASH, health and community care in 42 countries

The Global Supply Warehouse

The Global Supply Warehouse, located in Copenhagen, and a contribution from the Danish Government, is the world's largest humanitarian warehouse

UNICEF Supply adheres to Good Distribution Practices principles, and holds an "Authorisation for Emergency Relief" issued by the Danish Health and Medicines Authority. This allows UNICEF to store and distribute pharmaceutical products from the Warehouse. The license demonstrates UNICEF's commitment to quality in every aspect of the pharmaceutical supply chain. ●

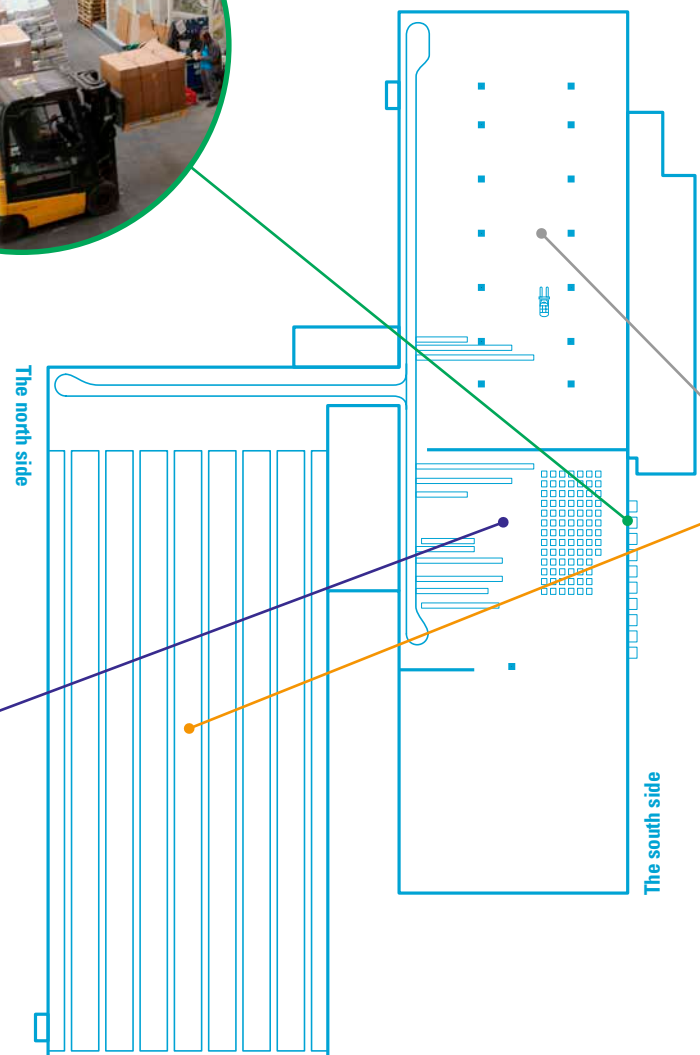
1 Receiving/outgoing

Here goods are received and dispatched. Goods arrive with UNICEF's barcode and are scanned into the warehouse system. Unstable pallets are re-packed and placed on barcoded internal pallets. Barcodes on the goods and the pallet are matched in the system so the composition and the location of the pallet can be tracked. Pallets are then carried on conveyers and a monorail system to the high bay.



2 Quality assurance

Every delivery arriving in the warehouse is quality controlled. Goods are quarantined in the system until released by the Quality Assurance (QA) team. They receive notification of a new inspection lot. Once the QA Specialist is satisfied that the goods meet UNICEF's high quality standards, they are released from quarantine. A dedicated QA lab allows for closer physical checks of samples during the supplier pre-qualification and bid process.



850
different items

20,300 m²
total warehouse area

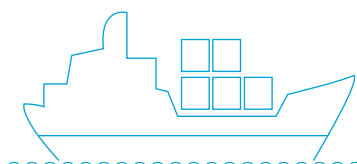
4,031
outgoing deliveries in 2014



32% of outgoing deliveries were for emergency response



17,220 tonnes
weight of supplies dispatched from the Global Supply Warehouse



The south side

The view from the south side of the Supply Warehouse. Here, trucks load supplies on pallets for delivery to exit ports across Europe



3 High bay

24 metres high, 60 metres wide and 150 metres long, and with 36,000 pallet places. The fully automated high bay is computer-controlled. Eight robot cranes each service four racks of pallets. The high bay is temperature controlled, and the system ensures the same product is spread across the high bay in the case of a crane breaking down, allowing for the quickest response during emergencies.



4 Packing areas

Although a highly automated system, the packing of kits is done by an experienced warehouse team. Kit components are delivered by monorail to the mini-load or pre-packing area, or to two main or five smaller packing lines. Most days, the two large lines are operating, and in emergencies, all lines are operational.

\$114.8

value of goods delivered from the Global Supply Warehouse (\$ millions)

202,570

kits packed

1,570

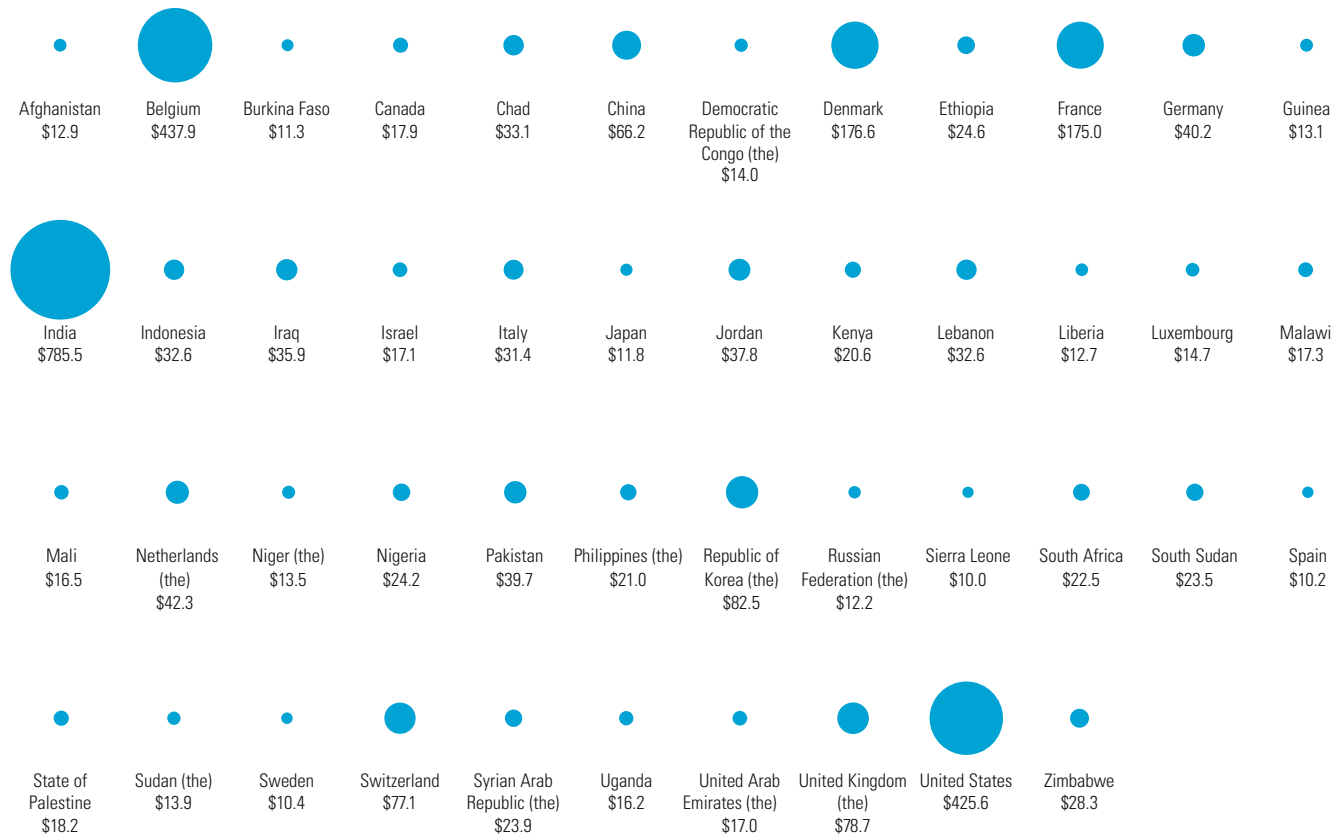
average number of pallets shipped weekly



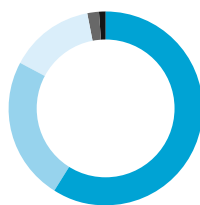
▲ Warehouse staff were deployed for a total of 824 days to support UNICEF country offices, including to emergencies in Guinea, Liberia, Sierra Leone, Iraq and South Sudan

Supplier countries

Countries from which procurement exceeded \$10 million (based on country of invoice)



Where UNICEF supplies were used



Sub-Saharan Africa	59%
Asia	24%
Middle East & North Africa	14%
Central & Eastern Europe	2%
Central & South America and the Caribbean	1%

UNICEF global procurement statistics

Annex 1	UNICEF procurement by country/area and US\$ value, aggregating local, country to country and international figures.	48
Annex 2	UNICEF procurement by country/area, supplier and category, giving separate US\$ values for local, country to country and international procurement (orders with a combined value of over US\$100,000).	50
Annex 3a	Destination countries/areas for UNICEF procured commodities, aggregating local, country to country and international procurement.	90
Annex 3b	UNICEF countries/areas where services were used, aggregating local, country to country and international procurement.	92
Annex 4	Number of companies invited to bid by Supply Division and responses received, by country/area.	94

Local

Goods and services procured by country offices for local delivery and subject to the principle of competitive bidding from local suppliers.

Country to Country

Goods and services procured on behalf of another country, or international procurement by country or regional offices, and subject to the principle of competitive bidding.

International

Goods and services procured by Supply Division, or by country offices through Direct Order arrangements, or by other headquarter divisions, and subject to the principle of international competitive bidding.



You can view a list of contracts awarded (at or above the value of \$100,000) by Supply Division at:

www.unicef.org/supply/index_27009.html

Annex 1

UNICEF procurement by country/area and US\$ value, aggregating local, country to country and international figures.

Country/area	Value (\$)
Afghanistan	12,891,103
Albania	419,318
Algeria	1,208,541
Angola	1,703,904
Antigua/Barbuda	30,000
Argentina	8,472,045
Armenia	871,775
Australia	7,821,193
Austria	941,155
Azerbaijan	305,614
Bangladesh	8,129,418
Barbados	425,125
Belarus	137,132
Belgium	437,945,759
Belize	102,123
Benin	2,113,244
Bhutan	374,348
Bolivia (Plurinational State of)	2,576,564
Bosnia and Herzegovina	2,174,708
Botswana	371,904
Brazil	6,586,914
Bulgaria	2,220,905
Burkina Faso	11,272,365
Burundi	5,120,342
Cabo Verde	211,458
Cambodia	2,274,323
Cameroon	5,777,231
Canada	17,894,440
Central African Republic (the)	4,980,974
Chad	33,129,991
Chile	2,346,887
China	66,188,015
Colombia	9,491,797
Comoros (the)	921,174
Congo (the)	3,110,350
Costa Rica	972,970
Côte d'Ivoire	8,173,749
Croatia	1,417,202
Cuba	334,851
Cyprus	7,685,350
Czech Republic (the)	365,755
Democratic People's Republic of Korea (the)	1,750,867
Democratic Republic of the Congo (the)	13,994,674
Denmark	176,645,184
Djibouti	987,968
Dominican Republic (the)	645,060

Country/area	Value (\$)
Ecuador	973,061
Egypt	4,194,320
El Salvador	563,199
Equatorial Guinea	408,241
Eritrea	1,054,972
Estonia	44,678
Ethiopia	24,605,189
Fiji	995,888
Finland	5,045,482
France	174,975,049
Gabon	311,288
Gambia (the)	199,021
Georgia	1,327,468
Germany	40,154,162
Ghana	4,268,463
Greece	3,257,812
Grenada	104,721
Guatemala	1,340,326
Guinea	13,057,004
Guinea-Bissau	1,438,636
Guyana	318,566
Haiti	7,683,910
Honduras	373,800
Hungary	230,137
Iceland	144,789
India	785,539,228
Indonesia	32,620,580
Iran (Islamic Republic Of)	289,965
Iraq	35,865,595
Ireland	2,979,971
Israel	17,117,977
Italy	31,434,545
Jamaica	469,803
Japan	11,776,241
Jordan	37,843,849
Kazakhstan	827,489
Kenya	20,607,570
Kiribati	716,909
Kyrgyzstan	2,419,567
Lao People's Democratic Republic (the)	4,413,620
Latvia	100,268
Lebanon	32,641,443
Lesotho	408,322
Liberia	12,703,054
Libya	170,008
Lithuania	129,928

Country/area	Value (\$)	Country/area	Value (\$)
Luxembourg	14,670,008	Singapore	600,961
Madagascar	9,997,451	Slovakia	1,492,605
Malawi	17,257,094	Slovenia	7,021
Malaysia	4,549,399	Solomon Islands	516,687
Maldives	328,568	Somalia	1,678,269
Mali	16,531,686	South Africa	22,464,336
Mauritania	3,323,346	South Sudan	23,467,664
Mauritius	87,944	Spain	10,202,594
Mexico	5,652,732	Sri Lanka	1,700,554
Mongolia	1,789,439	State of Palestine	18,154,886
Montenegro	224,333	Sudan (the)	13,881,134
Morocco	663,148	Suriname	119,003
Mozambique	8,568,071	Swaziland	478,525
Myanmar	5,724,963	Sweden	10,361,219
Namibia	599,446	Switzerland	77,094,160
Nepal	4,780,384	Syrian Arab Republic (the)	23,947,852
Netherlands (the)	42,321,381	Tajikistan	1,159,303
New Zealand	409,430	Thailand	9,486,172
Nicaragua	403,159	The former Yugoslav Republic of Macedonia	327,110
Niger (the)	13,451,038	Timor-Leste	4,404,006
Nigeria	24,192,719	Togo	1,339,057
Norway	4,799,976	Trinidad and Tobago	22,707
Oman	198,104	Tunisia	797,628
Pakistan	39,686,592	Turkey	9,212,451
Palau	29,102	Turkmenistan	135,045
Panama	1,191,179	Uganda	16,210,702
Papua New Guinea	1,179,700	Ukraine	2,166,385
Paraguay	960,240	United Arab Emirates (the)	16,973,138
Peru	2,055,626	United Kingdom (the)	78,674,998
Philippines (the)	20,955,919	United Republic of Tanzania (the)	5,426,029
Poland	219,869	United States	425,646,374
Portugal	444,608	Uruguay	1,910,628
Qatar	632,513	Uzbekistan	1,981,265
Republic of Korea (the)	82,470,563	Vanuatu	84,424
Republic of Moldova	585,828	Venezuela (Bolivarian Republic of)	539,310
Romania	3,243,007	Viet Nam	852,197
Russian Federation (the)	12,181,387	Yemen	5,861,599
Rwanda	2,195,656	Zambia	6,589,958
Samoa	83,798	Zimbabwe	28,253,155
San Marino	22,638		
Sao Tome and Principe	62,962		
Saudi Arabia	478,170		
Senegal	4,401,248		
Serbia	1,792,127		
Seychelles	777,770		
Sierra Leone	10,008,816		

Annex 2

UNICEF procurement by country/area supplier and category giving separate US\$ values for local country to country and international procurement (orders with a combined value of over US\$100,000)

Supplier	Commodities	Value \$	Local	Country to country	International
AFGHANISTAN					
Abdul Sardar Logarwal Ltd	Clothing & Footwear, Shelter/Field Equip., Water & Sanitation		344,753		
Afghan Petrol Group Ltd	Fuel & Lubricants		103,067		
Afghan Saadat Logistic Services Co	Clothing & Footwear, Communication Equip., Medical Supplies & Equipment, Shelter/Field Equip.		164,732		
Afghanistan Education Production Organization	Printing		451,157		
Afghanistan Holding Group	Other Services		253,197		
Ahmad Printing Press	Printing		376,336		
Aria Medequip Pvt Ltd	IT & Office Supplies, Medical Supplies & Equipment		101,531		
Baheer Computer and Printing	Education Supplies, Printing		1,346,439		
ECL Afghan Ltd	Other Services		955,126		
FKH Media	Other Services		227,901		
Io Global Services Pvt Ltd	Other Services		309,825		
KaPUL Advertising Co	Other Services		103,893		
Kohestan Asli Motor	Transport		100,000		
M Aryoubi Store	Shelter/Field Equip., Water & Sanitation		798,861		
Mahmoodi Group Ltd	Medical Supplies & Equipment, Water & Sanitation		117,588		
Media Mark	Other Services		125,963		
National Fuel Co Ltd	Fuel & Lubricants		281,377		
Nawi Besmillahee Ltd	Education Supplies, IT & Office Supplies		104,197		
Neky Sport	Water & Sanitation		156,065		
New Jabel Saraj Transport	Transport, Other Services		197,079		
Noor Aftab Construction Co	Construction, Other Services		212,343		
Pixel Entertainment	Other Services		1,951,566		
Salim Jawid Transport and Logistics Services Co	Other Services		121,962		
Sayed Anwari Petrol Pump	Fuel & Lubricants, Other Services		119,875		
Shahzadah Ramin Qavomi Ltd	Clothing & Footwear		154,052		
Shams Omar Fazli Logistics Co Ltd	Other Services		160,873		
Tarsain and Blinkley	Clothing & Footwear		390,121		
Telecom Development Co Afghanistan Ltd	Other Services		150,929		
Uranos Ltd	Medical Supplies & Equipment, Shelter/Field Equip.		288,027		
ALBANIA					
Albania Experience Sh PK	Other Services		176,283		
ALGERIA					
Bief	Other Services			266,932	
Sarl Ibn Ziri	Education Supplies, IT & Office Supplies, Warehousing, Other Services		164,067		
Ubik	Other Services		154,523		
ANGOLA					
Ai2N-Integrated Management Solutions Lda	Other Services		155,001		
SLC Servico De Logistica E Carga SA	Other Services		144,358		
ARGENTINA					
Adecco Specialties SA	Other Services		403,226		
Al-Marifat Srl	Other Services		229,895		
Asociacion Civil Educacion Para Todos	Other Services			156,000	
Cat Technologies Argentina SA	Other Services		456,444		
Cgnet SA	Other Services		205,800		
Cotecsud Sase	Other Services		207,043		

Supplier	Commodities	Value \$	Local	Country to country	International
Covedisa SA	Other Services		462,127		
Dicopack SA	Water & Sanitation				888,653
Full Marketing SA	Other Services		404,737		
Fundacion Interamericana del Corazon Argentina	Transport		264,595		
Jeifetz Yael Y Jeifetz Tali Sh	Other Services		274,796		
Mundial SA	Printing		166,094		
Organización Coordinadora	Printing, Other Services		358,093		
Paula Del Castillo SRL	Other Services		132,523		
Soluciones De Contacto SA	Other Services		544,759		
ARMENIA					
Julianna Llc	IT & Office Supplies		146,965		
Western Survey for Seismic Protection	Other Services		185,493		
AUSTRALIA					
Australian Council for Educational Research	Other Services			2,826,188	
Burnet Institute	Other Services			133,798	
Codan Ltd	Communication Equip.			194,565	240,810
Griffith University	Other Services			145,530	
Livingstone International Pty Ltd	Medical Supplies & Equipment				101,384
Pageup People Pty Ltd	Other Services				967,378
University of New England	Other Services			160,124	
University of Queensland	Other Services			295,553	
AUSTRIA					
Sandoz GmbH	Pharmaceuticals				740,209
BANGLADESH					
Associates for Development Services Ltd	Other Services		313,407		
Bangla Communications Ltd	Other Services		118,132		
Bangladesh Progressive Enterprise Press Ltd	Printing		181,425		
Evergreen Printing and Packaging	Education Supplies, Printing		424,518		
Expressions Ltd	Other Services		160,086		
G4S Secure Solutions Bangladesh Pvt Ltd	Other Services		209,545		
Hatil Complex Ltd	Education Supplies, IT & Office Supplies		131,679		
Himalaya Trading Co	Cold Chain Equipment, IT & Office Supplies, Medical Supplies & Equipment, Nutrition		184,484		
Jahan Enterprise	Education Supplies		147,651		
Laser Scan Ltd	Education Supplies, Printing		208,231		
Link3 Technologies Ltd	Other Services		112,041		
M/S Yena Enterprise	Education Supplies, Printing		112,253		
Maxwell Stamp Ltd	Other Services		388,023		
MK Printers and Packaging	Printing		231,254		
Oxfam	Other Services		348,825		
Partex Furniture Industries Ltd	Education Supplies, IT & Office Supplies		122,970		
Renata Ltd	Pharmaceuticals		410,278		
Smart Services Ltd	Other Services		268,866		
Square Pharmaceuticals Ltd	Pharmaceuticals		125,681		443,890
University of Dhaka	Other Services		215,467		
BELGIUM					
Aedes	Other Services			199,641	

Supplier	Commodities	Value \$	Local	Country to country	International
Ajb Interieur Sprl	IT & Office Supplies				123,133
Alpinter SA NV	Shelter/Field Equip.				5,249,615
Becton Dickinson International	Medical Supplies & Equipment				10,364,780
Glaxosmithkline Biologicals SA	Vaccines/Biologicals, Other Services				415,850,090
Health Research for Action (HERA)	Other Services			347,381	
Instituut Voor Tropische Geneeskunde	Other Services			112,224	
Laboratoria Wolfs NV	Pharmaceuticals				284,001
Michiels Fabrieken NV	Nutrition				2,024,603
MSF Supply Scrl-Cv	Nutrition, Pharmaceuticals				497,942
Purna Pharmaceuticals NV	Pharmaceuticals				781,246
SITA	Other Services				774,228
Universiteit Antwerpen	Other Services			163,474	
BENIN					
Agence De Médecine Préventive	Other Services		134,661		
Cosmos Consulting	Other Services			197,560	
Entreprise Soud-Metal	IT & Office Supplies, Shelter/Field Equip., Other Goods		211,821		
Imprimerie Tunde SA	Clothing & Footwear, Education Supplies, Printing		212,949		
Inter-Con	Other Services		133,646		
Prim'Etic	Printing, Transport, Water & Sanitation		108,600		
BOLIVIA (PLURINATIONAL STATE OF)					
Confecciones Nova	Education Supplies, Printing, Water & Sanitation, Other Services		139,736		
Sociedad Comercial Juan Bautista Ltda	Water & Sanitation		195,433		
Team Consult	Other Services			385,169	
BOSNIA AND HERZEGOVINA					
Communis Media DOO	Other Services		118,689		
Topsport DOO	Education Supplies, IT & Office Supplies		363,724		
Trisar-Inn Učila DOO	Education Supplies, IT & Office Supplies, Other Services		380,385		
Via Media	Other Services		111,921		
BRAZIL					
Appco Group Brazil	Other Services		2,022,780		
CR Ramos Furgoes Me	Transport		153,762		
Estilo Telemarketing E Consultoria Ltda	Other Services		454,131		
IF & Perdm Brasil-Comunicacao e Marketing Ltda	Other Services		1,683,709		
Simple Logistica Da Informacao Ltda	Other Services		147,609		
UNDP Int. Policy Centre for Incl. Growth	Other Services			111,510	
BULGARIA					
Marketing V Ltd	Water & Sanitation				1,455,327
BURKINA FASO					
AMD	Other Services		123,946		
Azimut De Travaux Et Fournitures	Transport, Water & Sanitation, Other Goods and Services		139,834		
CFAO Motors	Transport, Other Services		210,137		
ECEE (Entreprise De Construction)	Other Services		156,071		
Eniam-Bâtiment Sarl	Education Supplies, IT & Office Supplies, Water & Sanitation, Other Goods and Services		135,773		
Entreprise De Construction G&F	Other Services		221,948		
Entreprise De Gardiennage	Other Services		154,601		
Entreprise Générale De Services Hydrauliques Et Du Bâtiment	Other Services		254,302		
FGZ Trading	Education Supplies, IT & Office Supplies, Medical Supplies & Equipment, Printing		115,319		
Genedis Burkina Sarl	Water & Sanitation		179,102		

Supplier	Commodities	Value \$	Local	Country to country	International
Hydrass Burkina	Water & Sanitation, Other Services		558,344		
Innofaso Sa	Nutrition		5,313,464		
Karal International	Other Services		130,143		
Société National de Transit du Burkina	Other Services		124,185		
Temfor	Other Services		527,639		
Universal Trading Sarl	IT & Office Supplies		100,684		
BURUNDI					
Alpha CD Technology	IT & Office Supplies		141,940		
Bitco	Construction, Water & Sanitation		170,268		
Bureau Int. Des Droits Des Enfants	Other Services		204,167		
Cocogel	Construction		422,424		
Fournitures Generales	Clothing & Footwear, Communication Equip., Education Supplies, Identific. & Signage, IT & Office Supplies, Medical Supplies & Equipment, Printing, Shelter/Field Equip., Water & Sanitation, Other Goods		120,712		
Globuco	Transport, Other Services		127,739		
Hope Design	Education Supplies		189,330		
Imprimerie Moderne Du Burundi	Education Supplies		190,490		
Imprisco Plus Ltd	Education Supplies		172,000		
Maison Electro Xerographic Mex	Education Supplies, IT & Office Supplies, Nutrition, Printing, Shelter/Field Equip., Other Goods and Services		184,945		
Seber	Construction		820,724		
Tramwex	Construction, Medical Supplies & Equipment, Transport, Water & Sanitation, Other Goods and Services		230,688		
Utema Travhydro Burundi	Water & Sanitation		245,919		
CAMBODIA					
3D Graphics Publishing	Identific. & Signage, Printing, Water & Sanitation		109,999		
Admusic Production	Other Services		109,425		
Ground Water & Sanitation	Other Services		148,345		
ICE	Communication Equip., IT & Office Supplies, Medical Supplies & Equipment		197,959		
MSA Marketing Solutions Asia Ltd	Other Services		171,139		
NCX Co Ltd	Transport		156,240		
CAMEROON					
Agrochem AC	Water & Sanitation		160,680	167,220	
Deca Infrasol Deca Construction Et Services	Other Services		252,006		
Dovv Distribution	Agriculture, Clothing & Footwear, Education Supplies, Nutrition, Water & Sanitation		156,211		
Entreprise Generale De Construction	Other Services		311,417		
ETS Sanavaya	Other Services		446,225		
Louis Dreyfus Commodities	Water & Sanitation		6,035	135,715	
Papeterie Louis Torbey	Education Supplies, IT & Office Supplies, Printing, Transport, Other Services		109,003		
Sahel Water Sanitarion and Environment	Other Services		975,662		
Soc. Camerounaise De Raffi. Maya & Co Sa	Water & Sanitation		104,238		
VIP Location Services Sarl	IT & Office Supplies, Transport, Water & Sanitation, Other Services		201,613		
CANADA					
Bureau International Des Droits Des Enfants	Other Services			846,968	
Canadimex International Corp	Water & Sanitation				401,273
Capra International Inc	Other Services			112,214	
Consortium Inter. De Dév. En Éduc.	Other Services			313,020	
Dundex	Nutrition, Other Services			1,482,659	376,315
Envirogard Products Ltd	Water & Sanitation				573,599
ES Tunis and Associates Inc	Other Services				183,100

Supplier	Commodities	Value \$	Local	Country to country	International
Geonics Ltd	Water & Sanitation				172,800
Globescan Inc	Other Services				137,400
Int. Institute for Child Rights and Development	Other Services				253,499
Intervax	Pharmaceuticals, Vaccines/Biologicals				7,003,470
Kartini International Consulting	Other Services			150,000	
Le Groupe-Conseil Baastel Itée	Other Services			160,000	
Mosaic.Net International Inc	Other Services			135,052	
Nutricorp International	Pharmaceuticals				740,960
Open Text Corp	IT & Office Supplies				122,528
The Micronutrient Project	Other Services			425,917	
Universalia Management Group	Other Goods and Services			190,329	370,317
Université De Montréal, Centre De Prom. De La Santé	Other Services			114,436	
CENTRAL AFRICAN REPUBLIC (THE)					
Centra Bat Ms	IT & Office Supplies		320,691		
Ets Nombala	IT & Office Supplies		352,863		
Immo Concept Sarl	Construction, Other Services		379,654		
Interco	Other Services		220,475		
Le Maçon	Other Services		135,870		
Savex	Water & Sanitation		208,920		
Service Equipement Centrafrique	Construction		133,625		
Super Marche Rayan Import-Export	Clothing & Footwear, Construction, Education Supplies, IT & Office Supplies, Medical Supplies & Equipment, Nutrition, Shelter/Field Equip., Water & Sanitation, Other Goods		206,592		
Total Centrafrique	Fuel & Lubricants, Transport		444,753		
Tradex Centrafrique SA	Fuel & Lubricants		214,339		
CHAD					
Abakar Moussa Chaffa	Other Services		260,348		
African Initiatives for Relief and Development	Construction		511,257		
Agence De Developpement Economique Et Sociale	Construction		604,752		
Airtel	Communication Equip., Other Goods and Services		103,596		
Al Hadj Hassan Moussa	Construction		220,087		
Al Nadjma	Construction		134,008		
Alme Safi	Other Services		152,178		
Alnadjma	Construction, IT & Office Supplies		602,214		
Aubaine Graphic	Education Supplies, Identific. & Signage, Printing, Other Goods		8,145,497		
Batifor-Men N'Djamena	Water & Sanitation		174,616		
CFAO Motors	Fuel & Lubricants, Transport, Water & Sanitation, Other Goods and Services		105,957		
China Geo-Engineering Corp Int.	Other Services		389,442		
Compagnie Gonet Sarl	Construction, Other Services		243,336		
Complexe	Other Services		108,041		
Computer Golfe	Other Goods and Services		131,975		
Construction Rehab. Batim. Et Peinture	Construction		695,774		
Cop Gard	Other Services		229,156		
Cyclo Tchad	Education Supplies, Shelter/Field Equip., Transport, Water & Sanitation		1,328,063		
Ecotrap	Construction		294,197		
Emergency Crisis Response Programme	Construction		159,431		
Entreprise Africa WASH	Other Services		224,308		
Entreprise Al Nahda	Construction, Other Services		1,081,258		
Entreprise Al Riihana	Construction, Other Services		338,626		
Entreprise Chahal	Construction, Printing, Shelter/Field Equip., Water & Sanitation, Other Services		826,982		

Supplier	Commodities	Value \$	Local	Country to country	International
Entreprise De Construction & Entret	Construction		726,015		
Entreprise De Construction Et Ameublement	Construction		316,600		
Entreprise Sadaga	Other Services		215,814		
Eur. & Dev. Countries Clin. Trials Part. Abgroune	Construction		253,533		
ETS Abdoulaye Souleymane Bourma	Fuel & Lubricants, IT & Office Supplies, Shelter/Field Equip., Transport, Water & Sanitation, Other Services		128,218		
ETS Hout-Hout	Other Services		138,420		
ETS Mally	Clothing & Footwear, Education Supplies, IT & Office Supplies, Medical Supplies & Equipment, Nutrition, Shelter/Field Equip., Water & Sanitation		273,296		
ETS Moustapha Ali	Education Supplies, IT & Office Supplies, Water & Sanitation, Other Goods		119,022		
ETS Sougui	Clothing & Footwear, Communication Equip., IT & Office Supplies, Medical Supplies & Equipment, Shelter/Field Equip., Water & Sanitation		162,408		
ETS Wadi Moura	Other Services		419,134		
Gehyfor	Other Services		419,412		
Generale D'Hydraulique Et De Forage	Water & Sanitation, Other Services		307,163		
Genetec Société	Construction		102,907		
Groupement Architectural Sicad	Construction		347,293		
Grp. D'Entreprise Transport Maritime Et Aerien	Other Services		198,832		
Horizon D'Ingenierie Tchad Construction	Construction		149,283		
Ibni Sossal Travel Agency	Other Services		979,276		
Ibrahim Tidjani	Medical Supplies & Equipment, Water & Sanitation, Other Goods		460,508		
Illustrator Service	Education Supplies, Identific. & Signage, IT & Office Supplies, Printing, Water & Sanitation, Other Goods and Services		517,105		
Imprimerie AGB	Identific. & Signage, Printing, Other Goods		269,327		
Logistics International Tchad	Transport		753,001		
Magic Graphics Sarl	Identific. & Signage, IT & Office Supplies, Printing, Other Goods		216,384		
Malack Sarl	Construction, Other Services		515,893		
Naima Arafa Sarl	Education Supplies, IT & Office Supplies, Printing, Water & Sanitation		108,307		
Necobat Société	Construction		855,320		
Nouvelle Ent. De Const. De Bat. En Genie Civil	Construction		396,274		
Société Agro-Alimentaire Corp	Nutrition		132,777		
Société Chalal	Education Supplies, IT & Office Supplies, Medical Supplies & Equipment, Nutrition, Printing, Shelter/Field Equip., Water & Sanitation, Other Services		118,147		
Socobatpm	Construction		222,891		
Solvét Tchad	Construction		726,335		
Sotocod	Construction		673,229		
STAT	Other Services		383,721		
Station Super Star	Fuel & Lubricants		113,917		
Wadi Awali	Construction		160,979		
CHILE					
Consultora Inclusión Y Equidad	Other Services			100,000	
Vigo Consultores SA	Other Services		332,168		
CHINA					
A Andrews & Co Ltd	Communication Equip., Education Supplies, IT & Office Supplies, Other Goods			39,334	493,464
Atbaby Window International Trade	Communication Equip., Education Supplies, Other Services		193,738		
Beijing Fu Ming Hao Tian International Trade Co Ltd	Education Supplies, Identific. & Signage, IT & Office Supplies		24,722	340,400	11,410
Beijing Global Links Medical	Medical Supplies & Equipment, Nutrition		114,765	267,359	
Chengdu Institute of Biological Products	Vaccines/Biologicals				480,704
Child Frontiers Ltd	Other Services			392,823	
China Educational Instrument & Equipment Corp	Education Supplies				773,520
China Inst. for Educational Finance Research	Other Services		106,538		

Supplier	Commodities	Value \$	Local	Country to country	International
China-Han Technical Development Corp	Education Supplies				862,315
Dandong Land Trade Co Ltd	Transport, Warehousing, Water & Sanitation			803,465	
Dandong Tianfu Trade Co Ltd	Construction, Medical Supplies & Equipment			174,377	
Dandong Yushun Automobile Trade Co Ltd	Transport			105,076	
Dandong Zhongwei Industrial Trading Corp	Construction, Education Supplies, Fuel & Lubricants, IT & Office Supplies, Medical Supplies & Equipment, Printing, Transport, Warehousing, Water & Sanitation			1,826,420	
Euro RSCG Advertising Co Ltd	Other Services		1,166,881		
Euro Suisse International Ltd	Communication Equip., Education Supplies				1,613,015
Guilin Pharmaceutical Co Ltd	Pharmaceuticals				3,171,535
HD Hudson Asia Ltd	Agriculture				1,341,012
Haier Electrical Appliances Corp Ltd	Cold Chain Equipment, Medical Supplies & Equipment				4,314,200
Hangzhou Cereals Oils & Foodstuffs I/E	Education Supplies, Identific. & Signage, IT & Office Supplies, Medical Supplies & Equipment				3,578,282
ITI Co (Shanghai) Ltd	Clothing & Footwear, Education Supplies, Identific. & Signage, Medical Supplies & Equipment, Printing		81,018	1,735,489	5,003,449
Jinhua Longtai Import & Export Trading	Education Supplies, Identific. & Signage, IT & Office Supplies, Water & Sanitation				4,141,760
Maxleaf Stationery Ltd	Education Supplies				641,026
Maxshow Printing Co Ltd	Printing		279,763		
Moneray International Ltd	Medical Supplies & Equipment				375,300
Ningbo Binbin Stationery Co Ltd	Education Supplies, IT & Office Supplies			5,900,522	1,613,309
North China Pharmaceutical Co	Pharmaceuticals				1,078,305
Northern International Holding Co Ltd	Communication Equip., Education Supplies, Printing		213,808	1,244,100	
Qingdao Mehel International	Medical Supplies & Equipment				233,286
Shanghai Kehua Bio-Engineering Co	Medical Supplies & Equipment				158,819
Shanghai Pentagonal Mart Co Ltd	Warehousing, Other Services				1,007,843
Tianjin Wantex Import and Export	Education Supplies		19,866		1,744,045
Tianjin Yorkool International	Bednets/Insecticides				11,383,497
Top Sources Trading Ltd	Education Supplies, Water & Sanitation			3,997	849,437
Xinjiang Int. Econ. Cooperation Corp	Communication Equip., Education Supplies, Medical Supplies & Equipment, Nutrition, Shelter/Field Equip., Water & Sanitation		21,842	1,364,724	
Zhejiang Daji Medical Instruments Co Ltd	Clothing & Footwear, Medical Supplies & Equipment, Nutrition		29,115	182,828	
Zhejiang Dongyang Dingda Leather Co Ltd	Education Supplies			1,885,538	
Zhejiang Huimei Industry and Trade Co Ltd	Education Supplies, IT & Office Supplies, Nutrition		92,705	598,320	
COLOMBIA					
Consucol Sas	Other Services		224,950		
Corporación Infancia Y Desarrollo	Other Services		168,371		
Corporacion Region Para El Desarrollo Y La Democracia	Other Services		569,868		
Eventech Sas	Other Services		143,811		
Fundacion Proinco	Other Services		332,517		
Fundacion Renacer	Other Services		103,359		
Gloria Gallego Sigma Dos Internacional Sas	Other Services		178,171		
Heat Marketing Emocional Sas	Other Services		433,672		
International Fundraising Colombia Sas	Other Services		1,409,871		
Resguardo Indígena Awa Gran Sabalo	Other Services		126,370		
Sancho Bbdo Worldwide Inc Sa	Other Services		1,607,642		
Serv. De Inf. Y Consulto Estratégica Sice SAS	Other Services		265,111		
Teknidata - Consultores	Other Services		265,111		
COMOROS (THE)					
Entreprise Generale De Construction	Construction		116,479		

Supplier	Commodities	Value \$	Local	Country to country	International
Isam Construction Anjouan	Construction		132,511		
SNTP Sahara Moroni Comores	Construction		135,545		
Soco Haidar Et Fils Ouani Anjouan	Construction		100,840		
Techniques Modernes	Construction		155,263		
CONGO (THE)					
Architecture-Imagerie Et Construction	Other Services		249,706		
Bureau De Cont. Du Bat. Et Des Trav. Pub.	Other Services		152,028		
Bureau D'Etudes Du Bat. Et Des Trav. Pub.	Other Services		169,992		
Clo-Services	Education Supplies		134,608		
EBCS	Other Services		118,091		
Foreco Sarl	Other Services		149,011		
JPM Services	Water & Sanitation, Other Services		134,504		
Julie Pudlowski Consulting	Other Services			113,050	
KPMG Congo	Other Services		182,208		
CÔTE D'IVOIRE					
Africa West Industries	Water & Sanitation		117,116		
Agence Charlestown Location	Other Goods and Services		100,732		
Bernabe Cl	Warehousing, Water & Sanitation, Other Goods		109,504		
Deriksa	Construction, Other Services		390,359		
Equip Gimat	Water & Sanitation		108,541		
Ferronnerie Akwaba	Water & Sanitation		133,194		
Grafica Ivoire	Agriculture, Communication Equip., Education Supplies, IT & Office Supplies, Nutrition, Printing, Other Goods and Services		954,202		
Graphicolor	IT & Office Supplies, Printing, Water & Sanitation, Other Goods and Services		197,947		
Group 3H	Water & Sanitation		135,211		
Lonaci Print	Printing, Other Services		219,256		
Neurones Technologies	Communication Equip., IT & Office Supplies		109,180		
Seritex SN	Clothing & Footwear, Education Supplies, Identific. & Signage, Printing		364,478		
Tractafic Motors	Transport		1,079,407		
Vigassistance	Other Services		159,157		
Yitwo Agro-Industrial	Agriculture, Other Goods and Services		172,180		
CYPRUS					
Avenir Analytics	Other Services				207,917
Remedica Ltd	Pharmaceuticals				7,477,433
CZECH REPUBLIC (THE)					
Papirny Brno AS	Education Supplies, Medical Supplies & Equipment, Printing				350,755
DEMOCRATIC PEOPLE'S REPUBLIC OF KOREA (THE)					
Hongkong Miaoxin International Trading Co Ltd	Communication Equip., IT & Office Supplies, Medical Supplies & Equipment, Water & Sanitation		123,988		
Korea Diplomatic Corps Friendship Import Corp	Construction, Fuel & Lubricants		128,380		
Korea Eurasia Trading Co	Construction, Fuel & Lubricants, Water & Sanitation		611,139		
Korea Natural Stone Processing	Construction, Water & Sanitation		513,222		
DEMOCRATIC REPUBLIC OF THE CONGO (THE)					
African Engineering & Consulting	Other Services		332,898		
Agence D'Execution Destravaux D'Interet Public	Construction, Other Services		146,340		
Assistance Globale Pour L'Ideale Sante	Other Services		117,300		
Caritas Congo ASBL	Other Services		347,866		
Centre D'Actions Pour Le Dev. Des Comm. Defavorisees	Other Services		534,885		
CFAO Motors	Transport		103,876		

Supplier	Commodities	Value \$	Local	Country to country	International
COPROF ONDG	Other Services		130,514		
Dev. Et Gestion De L'Environnement Du Congo	Construction		621,935		
DHL Global Forwarding	Transport, Other Services		408,701		
Egebat	Construction		420,362		
Engen DRC	Fuel & Lubricants		289,741		
Ets Alkam Mbuji Mayi	Fuel & Lubricants		101,557		
Ets LI3	Transport, Other Services		108,379		
Getraco	Construction, Other Services		192,837		
Groupe D'Etudes Et D'Interventions	Other Services		568,830		
Groupe Transport Multimodal Gtm	Transport, Other Services		236,513		
Hydraulique Pour Dev. Rurale Congo	Other Services		122,000		
ILRD Asbl	Construction		479,630		
Imprimerie Jules Impress	Printing		105,307		
Instaprint	Printing, Other Goods		1,383,498		
KBN International	Other Services		112,832		
La Colombière	Shelter/Field Equip.		143,170		
Leans Project Entreprise	Construction		399,374		
M&M Consultants	Other Services		694,980		
Magenya Protection & Gardiennag	Other Services		111,250		
Maison ML	Medical Supplies & Equipment, Shelter/Field Equip.		270,397		
PricewaterhouseCoopers SPRL	Other Services		189,000		
Services Air	Transport		321,250		
Sodeico SPRL	Other Services		105,642		
TC Congo SPRL	Other Services		122,215		
Unico SPRL	Construction, Other Services		384,672		
DENMARK					
3M A/S	Medical Supplies & Equipment				161,835
Ambu A/S	Medical Supplies & Equipment				736,858
Atea A/S	Communication Equip., IT & Office Supplies, Medical Supplies & Equipment, Printing, Water & Sanitation, Other Goods			762,623	10,784,555
Atlas Copco Construction Technique	Water & Sanitation				239,755
BWT HOH A/S	Water & Sanitation				3,157,359
Consia Consultants	Other Services			100,000	
Copenhagen Global A/S	Transport, Warehousing			153,168	1,601,822
Damco International A/S	International Freight				21,720,456
Danimex Communication A/S	Communication Equip., Other Goods			184,985	1,326,843
Danoffice Aps	IT & Office Supplies				583,115
Dansk Traemballage A/S	Warehousing				162,018
DHL Global Forwarding (Denmark) A/S	International Freight				3,345,524
DSM Nutritional Products A/S	Nutrition				2,327,376
Freeport Security Aps	Other Services				193,433
H Jessen Jürgensen A/S	Cold Chain Equipment				116,257
ICM ArSiMa A/S	Medical Supplies & Equipment				3,824,885
ISS Facility Service A/S	Other Services				165,170
Jacobsen Catering Service Aps	Other Services				173,447
Johs. Gram-Hanssen A/S	Shelter/Field Equip., Water & Sanitation			1,015	1,269,294
Jytas Projekt III Aps	Other Services				817,371
Kjaer Group A/S	Transport			67,150	1,694,484
Kronlein Import & Export Agencies	Identific. & Signage, Nutrition				474,792
Kuehne & Nagel A/S	International Freight, Other Services			500,424	46,393,442

Supplier	Commodities	Value \$	Local	Country to country	International
Lekapharm A/S	Pharmaceuticals				508,135
Mölnlycke Health Care Aps	Medical Supplies & Equipment				265,970
Personale-Service Humanizer Aps	Other Services				815,388
Peter Justesen Co A/S	Communication Equip., IT & Office Supplies			124,215	204,204
Phoenix Design Aid A/S	Identific. & Signage, Printing, Other Services			42,415	58,694
Planson Europe	IT & Office Supplies, Other Goods			29,268	287,787
PureH2O A/S	Water & Sanitation				171,599
Scan Global Logistics A/S	International Freight, Other Services			668,629	62,330,060
Smith & Nephew A/S	Pharmaceuticals				380,628
Statens Serum Institut	Vaccines/Biologicals				508,532
Still Danmark A/S	Warehousing, Other Goods and Services				173,207
Vestfrost A/S	Cold Chain Equipment			80,940	5,027,362
DJIBOUTI					
Ecopsis SA	Other Services			152,527	
Entreprise Deksan	Education Supplies		193,059		
DOMINICAN REPUBLIC (THE)					
Vitaset SA	Nutrition				251,885
EGYPT					
Arx Egypt	Communication Equip., IT & Office Supplies		346,845		
Cairo Systems	Communication Equip., Education Supplies, IT & Office Supplies		161,507		
Center for Development Services	Other Services		103,401		
Educational Supplies Co	Education Supplies, IT & Office Supplies		173,321		
Edu-Vision	IT & Office Supplies		172,588		
EI-Fathemia	IT & Office Supplies, Medical Supplies & Equipment, Nutrition		176,173		
Ipsos Egypt	Other Goods and Services			157,815	
Media Buying Agency	Other Services		522,165		
North South Consultants Exchange	Other Services			294,714	
Pharma Trade International	IT & Office Supplies, Medical Supplies & Equipment, Nutrition		108,549		
EQUATORIAL GUINEA					
Bellas Artes	Communication Equip., Printing, Other Services		168,494		
ERITREA					
Yohannes Gebremicael	Construction, Education Supplies, Other Services		641,935		
ETHIOPIA					
Abaderway International	Clothing & Footwear, Communication Equip., Construction, Education Supplies, IT & Office Supplies, Shelter/Field Equip., Transport		362,256		
ABH Services PLC	Nutrition, Other Services		300,751		
Abiy Afework Building Contractor	Other Services		106,712		
Abyssinian Flight Services PLC	Other Services		120,342		
Adequate Water Works PLC	Other Services		135,466		
Africa Printing PLC	Education Supplies, Medical Supplies & Equipment, Printing		197,715		
Akakas Logistics PLC	Transport, Other Services		216,640		
Alta Computec PLC	IT & Office Supplies		252,373		
Atlantic Freight Transport	Transport, Other Goods and Services		439,910		
Bags Family Construction	Shelter/Field Equip., Other Services		346,053		
BDS Center for Development	Other Services		130,443		
Birtukan Tsegaye Yilma	Education Supplies, Printing		393,078		
Breakthrough Int. Consultancy PLC	Other Services		127,434		
Central Printing Press PLC	Education Supplies, Printing, Other Goods		188,152		
Chamber Printing House PLC	Printing		111,185		
Dirirssa Alemayehu Building Construction	Other Services		232,950		

Supplier	Commodities	Value \$	Local	Country to country	International
Don Bosco Technical Institute	IT & Office Supplies		147,504		
Double S Business Group	Medical Supplies & Equipment, Shelter/Field Equip., Other Services		420,815		
Ebba Engineering PLC	Other Services		141,104		
Edomias International PLC	Other Services		295,436		
Ethiopian Industries PLC	Clothing & Footwear, Education Supplies, Medical Supplies & Equipment, Shelter/Field Equip., Staff Supplies		144,211		
Farka ICT Solutions PLC	Other Services		120,984		
Fedwin Transport & Construction Co	Transport		137,766		
Flamingo Printing Press PLC	Education Supplies, Medical Supplies & Equipment, Printing		106,952		
GED Pvt Ltd Co	Education Supplies, Printing		113,880		
Hambon General Trading PLC	Education Supplies, Medical Supplies & Equipment, Shelter/Field Equip., Water & Sanitation		140,971		
Hilina Enriched Foods PLC	Nutrition		5,235,915		
Hilton Addis Ababa	Nutrition, Other Services		115,764		
ICM Communication PLC	Nutrition, Printing, Other Goods and Services		324,792		
Jarco Consulting PLC	Nutrition, Other Services		314,759		
Lion Security Service PLC	Other Services		228,748		
Lonadd Consultancy PLC	Nutrition, Other Services		2,592,981		
Maky TX Trading	Education Supplies, IT & Office Supplies		642,187		
Mekonnen Seid Private Freight	Transport, Other Goods and Services		435,781		
Moenco	Transport, Other Goods and Services		244,368		
National Oil Ethiopia PLC	Fuel & Lubricants		206,305		
Negati Textile Factory PLC	Medical Supplies & Equipment, Nutrition, Shelter/Field Equip.		174,350		
New Generation Log. & HR Man. PLC	Other Services		124,476		
Oasis Abyssinia PLC	Clothing & Footwear, Communication Equip., Education Supplies, Identific. & Signage, Medical Supplies & Equipment, Pharmaceuticals, Water & Sanitation, Other Goods		680,394		
Population Services International	Medical Supplies & Equipment, Water & Sanitation		242,797		
Region 5 Transport & Construction	Nutrition, Transport, Other Services		804,407		
Rehobot Printers PLC	Education Supplies, Printing, Other Goods		238,977		
Rift Valley Water Technology PLC	Water & Sanitation		129,030		
SAK Business & Personal Development	Nutrition		198,490		
Sebhatu & Sons Prop. Admin. & Sec. Serv. PLC	Other Services		213,993		
Selam Awassa Water Drilling Wks. & San. PLC	Other Services		173,449		
Snap Trading and Industry	IT & Office Supplies		175,013		
Sof Omar Tour & Travel PLC	Nutrition, Other Services		204,348		
Star Printing Press	Education Supplies, IT & Office Supplies, Printing		111,549		
Tewodros Tefera Car Rental	Nutrition, Transport, Other Services		183,857		
Total Ethiopia Share Co	Fuel & Lubricants		299,211		
FIJI					
Fiji Development Bank	Other Services		115,240		
FINLAND					
AB Crown Products Oy	Education Supplies				698,052
Hanken School of Economics	Other Services				119,440
Naps Solar Systems Oy	Communication Equip., Other Services			9,149	722,744
Porkka Finland Oy	Cold Chain Equipment				2,811,810
Sademan Oy	Nutrition				426,917
FRANCE					
Africasoins SAS	Pharmaceuticals				3,232,469
Arch Chemicals SAS	Water & Sanitation				847,390

Supplier	Commodities	Value \$	Local	Country to country	International
Centre International D'Etudes Pédagogiques	Other Services			839,018	
Civi.Pol Conseil	Other Services			126,246	
Claire Mabile	Communication Equip., Printing, Other Goods and Services			141,866	
G Feron E De Clebsattel SA	Staff Supplies, Other Services			2,680	386,331
Hydroconseil	Other Services			346,772	
IEC Telecom	Communication Equip., IT & Office Supplies, Other Goods and Services			169,786	800,695
Institut De Recherche Pour le Développement	Other Services			235,832	
Labaronne-Citaf SAS	Water & Sanitation				1,219,214
Laboratoire Renaudin	Pharmaceuticals				590,155
Lms World Water Treatment	Water & Sanitation				413,950
Médécins Sans Frontières	Printing				494,258
Michel Lafon Publishing SA	Printing			100,070	
Nutriset SAS	Nutrition, Pharmaceuticals				61,207,549
Orange Logic Europe Sarl	Other Services				120,000
Peme-Gourdin SAS	Water & Sanitation, Other Services			18,913	146,710
Pronal SA	Water & Sanitation				285,029
Renault Trucks	Transport				330,225
Sanofi Pasteur	Vaccines/Biologicals				93,915,365
Savonnerie De L'Atlantique	Water & Sanitation				490,289
Sofip Export	Construction, Education Supplies, IT & Office Supplies			83,446	1,209,884
Spengler SAS	Medical Supplies & Equipment				237,932
Vergnet Hydro	Water & Sanitation, Other Services			141,501	1,724,913
Zhendre SA	Cold Chain Equipment				1,068,156
GEORGIA					
Consulting and IT Innovations	Other Services		130,332		
Curatio International Foundation	Other Services			324,649	
The Universal Consulting	Other Services		164,193		
GERMANY					
B Braun Melsungen AG	Pharmaceuticals				295,023
Bioanalyt	Nutrition				306,221
Chempatex Medizinische	Medical Supplies & Equipment, Nutrition				2,440,906
Como Consult	Other Services			103,004	
Dach Schutzbekleidung Gmbh & Co KG	Medical Supplies & Equipment				448,585
Fichtner Water & Transportation Gmbh	Other Services			449,501	
Fleischhacker GmbH & Co KG	Medical Supplies & Equipment			31,521	4,955,798
GTZ GmbH	Medical Supplies & Equipment				384,360
Helm Medical GmbH	Medical Supplies & Equipment				7,469,698
Henke-Sass Wolf GmbH	Medical Supplies & Equipment				304,327
Information Multimedia Communication	Other Services				257,967
KBI Kunststoffbeutel Produktions GmbH & Co	Pharmaceuticals				3,503,531
KD Medical GmbH Hospital Products	Medical Supplies & Equipment				1,367,211
Lomapharm Rudolf Lohmann GmbH KG	Pharmaceuticals				6,869,473
Partec GmbH	Medical Supplies & Equipment				193,723
Paul Hartmann Ag	Medical Supplies & Equipment				163,187
Phaesun GmbH	Cold Chain Equipment, Water & Sanitation				269,931
Promens Packaging GmbH	Water & Sanitation, Other Services				2,606,115
Rotexmedica GmbH	Pharmaceuticals				361,366
Rudolf Riester GmbH	Medical Supplies & Equipment				129,500
Seca GmbH & Co KG	Nutrition				2,504,802

Supplier	Commodities	Value \$	Local	Country to country	International
Smurfit Kappa GmbH	Warehousing				798,112
Solar23 GmbH	Water & Sanitation, Other Services				362,463
Speedliner Mobility GmbH	Transport				870,937
The Boston Consulting Group GmbH	Other Services				433,269
Tintometer GmbH	Water & Sanitation				124,404
Troge Medical GmbH	Medical Supplies & Equipment				526,371
Youth Media Consulting	Other Services			132,114	
GHANA					
Dewobua Co Ltd	Construction		121,500		
Franbert Construction Ltd	Construction		200,719		
Kingdom Books & Stationary Ltd	IT & Office Supplies, Printing, Other Goods		131,997		
Lively Minds	Other Services		201,644		
Royal Crown Press Ltd	Printing		224,400		
Type	Printing		122,009		
Voto Mobile	Other Services		337,507		
World Food Programme UNHRD	Water & Sanitation			180,440	
Yoppo Ent	IT & Office Supplies		118,012		
GREECE					
Demo SA Pharmaceutical Industry	Pharmaceuticals				3,100,380
GUATEMALA					
Labymed SA	IT & Office Supplies, Medical Supplies & Equipment, Nutrition		149,832		
Renta Autos De Guatemala SA	Other Services		229,936		
GUINEA					
Akrah Mahmoud Mahmoud	IT & Office Supplies, Other Services		206,116		
AMA Guinee	Other Goods and Services		282,283		
Assistance Publique - Hôpitaux De Marseille	Other Services			149,487	
Association Tinkisso Eau Nutrition	Water & Sanitation		2,256,538		
Belco BTP	Other Services		157,015		
BMI Sarl	Transport		1,095,641		
Bollore Africa Logistics Guinee SA	Other Services		110,880		
CFAO Motors Sarl	Transport, Other Goods		410,656		
Compagnie De Geo-Ingenierie De Chin	Other Services		1,009,030		
EDF	Other Services		243,337		
Ent Vergnet Guinee Sarl	Other Services		283,349		
Etablissement DOAA	Communication Equip., Medical Supplies & Equipment, Shelter/Field Equip., Water & Sanitation, Other Goods		128,844		
Etablissement Ly Thierno Hamidou	Transport		135,043		
ETI SA	Other Services		103,995		
Exacts-Développement	Other Services		120,000		
Fiduciaire De Guinée Membre De PricewaterhouseCoopers	Other Services		103,400		
Globetrans Forage	Other Services		296,182		
Imprimerie Papeterie Centrale	Printing		128,929		
Infographie 2000	Clothing & Footwear, Identific. & Signage, Medical Supplies & Equipment, Printing, Other Goods and Services		203,545		
Mining House	IT & Office Supplies, Water & Sanitation, Other Goods and Services		104,151		
Savonnerie Alpha SA	Water & Sanitation		1,816,484		
Socitech Guinee	Other Services		143,801		
Topaz Multindustries	Water & Sanitation		932,240		
Total Guinee	Fuel & Lubricants, IT & Office Supplies, Other Goods		246,831		
Zatco GC Sarl	Other Goods and Services		312,843		

Supplier	Commodities	Value \$	Local	Country to country	International
GUINEA-BISSAU					
Ascon Lda	Other Services		143,247		
Servico De Agua E Saneamento	Other Services		157,837		
HAITI					
Classic Location	Other Services		147,612		
Compagnie De Distribution	Water & Sanitation		162,730		
Expert Concept SA	Education Supplies, Other Services		125,139		
Ihfosed	Other Services		323,222		
Jedco SA	Other Services		723,852		
Les Ateliers Oreste	Construction, Other Services		1,869,479		
Meds & Food for Kids In Haiti	Nutrition, Other Services		802,470		825,043
Miyamoto	Construction, Other Services		283,207		
Pap Securite Services	Other Services		195,500		
Sodec International	Other Services		306,467		
Total Haiti SA	Fuel & Lubricants, Printing, Other Goods		213,547		
HUNGARY					
Hydea Consulting Ltd	Other Services			200,240	
INDIA					
Ajanta Pharma Ltd	Pharmaceuticals				2,883,213
Ajay Industrial Corp	Water & Sanitation			9,951	1,393,049
Alkem Laboratories Ltd	Pharmaceuticals				193,638
AOV International	Cold Chain Equipment			264,060	471,576
Apex International	Cold Chain Equipment			1,025	156,884
Ashirbad Inf. Ser.and Facilities Man. Pvt Ltd	Other Services		394,993		
Attitude	Other Services		307,063	63,638	
Aurobindo Pharma Ltd	Pharmaceuticals				14,215,433
Avalon Information Systems Pvt Ltd	Other Services		336,277		
Bace Marketing Pvt Ltd	Other Services		717,870		
Bafna Pharmaceuticals Ltd	Pharmaceuticals				100,000
Bhabani Print and Publications	Other Services		153,811		
Biological E Ltd	Vaccines/Biologicals				82,343,004
Blow Kings	Cold Chain Equipment			22,700	1,169,875
Cadila Pharmaceuticals Ltd	Pharmaceuticals				111,520
Calibre Chemicals Pvt Ltd	Nutrition				1,451,405
Carrot Communications	Other Services		450,416		
Centre for Media Studies	Other Services		106,340		
Cipla Ltd	Pharmaceuticals				4,793,750
CLTS Foundation Global	Other Services			320,000	
Compact India Pvt Ltd	Nutrition				5,538,010
DGM India Internet Marketing	Other Services		252,068		
DRAFTfcb Ulka Advertising Pvt Ltd	Other Services		346,095		
Ecil Rapiscan Ltd	IT & Office Supplies		107,927		
Educational Initiatives Pvt Ltd	Other Services		202,309		
Emcure Pharmaceuticals Ltd	Pharmaceuticals				310,801
FDC Ltd	Pharmaceuticals				1,763,943
Feedback Foundation Trust	Other Services		163,929		
G4S Secure Solutions (India)	Other Services		558,297		
Galentic Pharma (India) Pvt Ltd	Pharmaceuticals				1,737,805
Group M Media India Pvt Ltd	Other Services		1,172,596		

Supplier	Commodities	Value \$	Local	Country to country	International
Gurons Communications Pvt Ltd	Communication Equip., Other Goods		100,202	2,071	
Haffkine Bio-Pharmaceutical Corp	Vaccines/Biologicals				30,622,945
HCL Technologies Ltd	Other Services				559,824
Hetero Labs Ltd	Pharmaceuticals				59,571,666
Hill Road Media Services Pvt Ltd	Other Services		122,860		
Hindustan Syringes & Medical	Medical Supplies & Equipment				9,279,346
ICRA Management Consulting	Other Services		3,191,977	75,555	
IGI Marketcare	Other Services		135,367		
IL&FS Education and Tech. Serv. Ltd	Other Services		126,762		
Intas Pharmaceuticals Ltd	Pharmaceuticals				389,818
INTV	Other Services		222,065		
Ipca Laboratories Ltd	Pharmaceuticals				1,182,745
IPE Global Pvt Ltd	Other Services		11,541,181	396,575	
Kadam Marketing Ltd	IT & Office Supplies, Other Goods		104,556		
Kanam Latex Industries Pvt Ltd	Medical Supplies & Equipment				223,513
KK Nag Ltd	Water & Sanitation				926,488
Knowledge Links	Other Services		435,345		
Lintas India Pvt Ltd	Other Services		454,874		
Lopez Design Pvt Ltd	Other Services		102,186	99,049	
M/S Nilkamal Ltd	Cold Chain Equipment				174,819
M/S Surya Surgical Industries	Medical Supplies & Equipment				214,842
Macleods Pharmaceuticals Ltd	Pharmaceuticals				365,972
MBI Kits International	Nutrition		8,750	14,560	122,630
McKinsey & Co	Other Services		157,207		
Medicare Industries	Water & Sanitation				731,646
Medopharm	Pharmaceuticals				3,618,628
Mepro Pharmaceuticals Pvt Ltd	Pharmaceuticals				817,671
Micro Labs Ltd	Pharmaceuticals				4,675,949
Milan Laboratories (India) Pvt Ltd	Pharmaceuticals				2,765,167
Mudra Online Technologies Pvt Ltd	Other Services		162,498		
Mylan Laboratories Ltd	Medical Supplies & Equipment, Pharmaceuticals				71,232,773
Narang Medical Ltd	Medical Supplies & Equipment				870,506
New Concept Information Systems	Other Services		670,692		
New Delhi Television Ltd	Other Services		205,409		
New Dilip and Co	Identific. & Signage		225,511		
Nielsen (India) Pvt Ltd	Other Services		337,870		
Nikhil Offset	Printing, Other Services		653,639	963	
Nutrivita Foods Pvt Ltd	Nutrition				1,263,079
Orchid Biomedical Systems	Medical Supplies & Equipment				724,220
Ori-Plast Ltd	Water & Sanitation				143,574
Panacea Biotec Ltd	Vaccines/Biologicals				22,180,763
Paras Publication	Other Services		120,108		
Piramal Enterprises Ltd	Nutrition, Pharmaceuticals				1,494,728
Poddar Screen Printers	Identific. & Signage		521,788		
Population Council India	Other Services		249,216		
Pragati Development Consulting	Other Services		3,703,949		
Pratibha Press and Multimedia	Other Services		222,049		
Prelude Novel Ventures Pvt Ltd	Other Services		142,607		
Premier Medical Corp Ltd	Medical Supplies & Equipment				212,004

Supplier	Commodities	Value \$	Local	Country to country	International
Priyanka (India) Pvt Ltd	Water & Sanitation				237,802
Quantum Business Management	Other Services		229,523		
R K Swamy Bbdo Pvt Ltd	Other Services		833,495		
Ranbaxy Laboratories Ltd	Pharmaceuticals				2,871,801
Result Service Pvt Ltd	Other Services		131,405		
Romsons International	Medical Supplies & Equipment				137,285
Serum Institute of India Ltd	Vaccines/Biologicals				379,781,404
Shantha Biotechnics Ltd	Vaccines/Biologicals				336,224
Shobikaa Impex Pvt Ltd	Bednets/Insecticides				2,793,420
Siddha Development Research	Other Services		115,812	18,458	165,255
Sirmaxo Chemicals Pvt Ltd	Pharmaceuticals				726,950
Span Diagnostics Ltd	Medical Supplies & Equipment				1,460,633
Span Pumps Pvt Ltd	Water & Sanitation				996,911
Sparsh Bpo Services Ltd	Other Services		938,456		
SPC Management Services	Other Services		2,515,075		
Sports Land Overseas Pvt Ltd	Education Supplies		174,909		
Stericat Gutstrings Pvt Ltd	Medical Supplies & Equipment				353,628
Strides Arcolab Ltd	Pharmaceuticals				4,280,487
Suru International Pvt Ltd	Medical Supplies & Equipment				106,594
Sutures India Pvt Ltd	Medical Supplies & Equipment				347,837
Syrex Infoservices India	Other Services		296,804		
Team Computers Pvt Ltd	IT & Office Supplies		264,834		
Tec India Entertainment Pvt Ltd	Other Services		109,171		
Techno Relief Overseas India Pvt Ltd	Shelter/Field Equip., Water & Sanitation				895,715
Track Manufacturing Co Pvt Ltd	Medical Supplies & Equipment				450,265
United Poly Engineering Pvt Ltd	Medical Supplies & Equipment				872,949
Vandana Logistics	Shelter/Field Equip.				106,947
VKA Polymers Pvt Ltd	Bednets/Insecticides				8,335,083
White Rabbit	Other Services		105,098		
INDONESIA					
Child Frontiers Ltd	Other Services			109,483	
PT Appco Direct	Other Services		516,620		
Pt Arkadia Nusantara Mandiri	Other Services		237,430		
PT Bio Farma (Persero)	Vaccines/Biologicals				27,774,861
Pt Fortune Indonesia Tbk	Other Services		117,456		
Pt Indo Ad	Other Services		121,365		
Pusat Kelangsungan Hidup Anak	Other Services		160,886		
Rektor Universitas Hasanuddin	Other Services		148,251		
Seameo Recfon	Other Services			272,880	
Yayasan Smeru	Other Services		136,288		
IRAQ					
Abnaa Al Abduly Co	Shelter/Field Equip., Water & Sanitation		153,775		
Agency for Technical & Emergency	Other Services		406,600		
Al Adham Engineering Services Co Ltd	Staff Supplies, Water & Sanitation		1,163,830		
Al Sami General Trade Co Ltd	Communication Equip., Education Supplies, IT & Office Supplies, Printing, Water & Sanitation, Other Services		3,711,530		
Al-Saafa	Education Supplies, Nutrition, Water & Sanitation		1,223,130		
Al-Taj Al-Murasa'A Co	Other Services		323,380		
Atapoltrans	Water & Sanitation, Other Services		341,991		
Azad Co	Construction		3,082,326		

Supplier	Commodities	Value \$	Local	Country to country	International
Basut Insaat Nakliyat Ve Ticaret Li	Other Services		950,000		
Baz Co	Cold Chain Equipment, Education Supplies, IT & Office Supplies, Medical Supplies & Equipment, Nutrition, Printing, Shelter/Field Equip., Water & Sanitation		630,134		
Beza Co	IT & Office Supplies, Water & Sanitation		253,220		
Busriyan Co	Staff Supplies, Warehousing, Water & Sanitation		533,440		
Center Sustainable Research & Development	Other Services		569,028		
Chemonics Egypt	Other Services		338,950		
Cihan Group	Water & Sanitation, Other Services		685,600		
Coelmo Spa	IT & Office Supplies		235,259		
Dalo Group Companies	Construction		10,756,375		
Dar Al-Omran Infrastructure and Environment	Other Services		281,025		
Dubai Co for General Contracts	IT & Office Supplies, Water & Sanitation, Other Services		456,230		
Galiawa Group	Education Supplies, Medical Supplies & Equipment, Printing, Water & Sanitation		269,430		
Gara Water Factory	Education Supplies, Other Goods		240,000		
Goran Group	IT & Office Supplies, Water & Sanitation		108,400		
Hayali Suites	Other Services		118,450		
Kani Water Plant	Education Supplies		160,000		
Khonaysser & Co SAL	IT & Office Supplies		118,400		
Koshky Mindalan Mehrmash Malk Shah Asady	Education Supplies, IT & Office Supplies		168,073		
MAF Hypermarket LLC - Carrefour	Medical Supplies & Equipment		271,149		
Mateen Express	Other Services		104,895		
Mercy Corps Sulaimanyah	Other Services		481,967		
Naza Printing Press	Printing		108,780		
Norwegian Refugee Council	Other Services		500,000		
Salar Prefab	Staff Supplies, Warehousing, Water & Sanitation		1,129,260		
Save The Children Iraq	Other Services		351,028		
Shad Co	Fuel & Lubricants, Other Services		2,372,258		
Shorsh Sinjawe Co	Warehousing, Water & Sanitation		148,480		
Studio Galli Ingegneria	Other Services		165,000		
Tekkon Engineering Construction	Water & Sanitation		641,000	194,700	
West Co	Clothing & Footwear, Medical Supplies & Equipment, Shelter/Field Equip., Staff Supplies		262,620		
IRELAND					
Janssen Pharmaceutical	Pharmaceuticals				263,965
Medentech Ltd	Water & Sanitation				404,797
Ovelle Ltd	Pharmaceuticals				878,367
Tibotec Pharmaceuticals Ltd	Pharmaceuticals				122,051
Trinity Biotech	Medical Supplies & Equipment				995,431
ISRAEL					
Odis Filtering Ltd	Water & Sanitation			305,962	
Organics Ltd	Medical Supplies & Equipment				16,245,819
ITALY					
Alfa Intes	Pharmaceuticals				446,536
Annuliamo La Distanza Onlus	Other Services			335,400	
Beltapharm SpA	Pharmaceuticals				325,179
Biologici Italia Laboratories SRL	Pharmaceuticals				693,832
Caprari SpA	Water & Sanitation				118,273
Coelmo SRL	IT & Office Supplies, Transport, Water & Sanitation, Other Services			141,731	542,769
Colombo Smart Plastic SpA	Cold Chain Equipment				885,734

Supplier	Commodities	Value \$	Local	Country to country	International
Euro Mec SRL	Water & Sanitation				258,978
Fazzini SRL	Medical Supplies & Equipment, Nutrition			30,748	8,423,415
Ferrino & Co SpA	Shelter/Field Equip.				2,669,260
Fulton Medicinali SpA	Pharmaceuticals				433,983
Industria Farmaceutica Galenica Senese SRL	Pharmaceuticals				420,206
L Molteni & C Dei Fratelli Alitti Soc.ta' Di Esercizio SpA	Pharmaceuticals				339,140
Moresi Restauri E Costruzioni SRL	Construction				221,097
Novartis Vaccines and Diagnostics	Vaccines/Biologicals				8,248,500
Nuova Industrie Biscotti Crich SpA	Nutrition				3,314,764
Nuova Moda Italia SRL	Construction			121,107	
Pharmatex Italia SRL	Pharmaceuticals				697,603
Saponerie M Fissi SpA	Water & Sanitation				366,956
Tasco SRL	Water & Sanitation				106,640
Tecnimed SRL	Medical Supplies & Equipment				166,711
Telespazio SpA	Other Goods and Services			197,175	3,450
World Food Programme UNHRD	Staff Supplies, Warehousing, Other Services				111,233
JAPAN					
J Gerber & Co (Japan) Ltd	Transport			115,598	3,632,601
Japan BCG Laboratory	Vaccines/Biologicals, Warehousing				4,224,676
Nissan Trading Co Ltd	Transport				1,413,322
Toyota Motor Corp	Transport				1,714,805
JORDAN					
Al Eqtesad Office Suppliers Est	Education Supplies		612,480	249,600	
Al Oula for Specialized Industries	Bednets/Insecticides, Water & Sanitation		8,020	2,323,114	
Al-Baha Co for Caustic-Chlorine Industry	Water & Sanitation			2,438,000	
Alghad Co Event and Concerts Org.	Other Services		200,299		
Al-Shaker Strategy Consultants	Other Services		132,200		
Amer Juma Trading Est	Clothing & Footwear			1,286,967	
Arab Security and Protection Est	Other Services		127,288		
Aramex Jordan Ltd	Other Services		380,699		
Aref & Mohamed Lafi Contracting	Water & Sanitation, Other Services		317,863		
Bab Elamood Engineering & Contracting	Other Services		291,104		
Bashiti Amman West Stores	Clothing & Footwear, Communication Equip., Education Supplies, IT & Office Supplies, Medical Supplies & Equipment, Shelter/Field Equip., Transport, Water & Sanitation, Other Goods and Services		365,630	278,139	
Beyond Art for Printing Services	Printing, Other Goods and Services		65,030	302,956	
Bustami & Saheb Trading Co	Transport		280,791		
Danish Refugee Council	Other Services			507,510	
G4S Secure Solutions International (Jordan)	Other Goods and Services		149,280		
General Computers & Electronics Co	IT & Office Supplies, Other Goods		165,310	133,967	
Imdad Leltajhizat Walbuna Al-Tahtie	Water & Sanitation, Other Goods and Services		3,612,338	2,846,342	
Industrial Commercial & Agricultura Ltd	Water & Sanitation			336,000	
Integrated Automotive	Transport		499,055		
Ipsos Stat Jordan (Ltd)	Other Services		231,750		
Jordan Modern Oil & Fuel Services	Fuel & Lubricants, Other Goods		103,752		
Jordan Pioneer for Metal Industry	Shelter/Field Equip., Staff Supplies, Water & Sanitation, Other Services		228,963		
Jordan Tractor & Equipment Co	Transport		204,932		
Khleif & Co	Other Services		146,323		
Kuehne & Nagel Jordan	Other Services		300,980		
Maani & Partners Furniture Co	Education Supplies, IT & Office Supplies, Other Goods		292,679		

Supplier	Commodities	Value \$	Local	Country to country	International
Mec-Jordan	Other Services		1,674,296		
Open Hands	Other Services		138,166		
Petra Tarvel & Tourism Co	Other Services		216,254		
Prefabricated Buildings Co	Other Goods and Services		406,103		
Ramiz General Supplies Est	Other Services		282,825		
Regeneration of Industries	Education Supplies, IT & Office Supplies		429,028		
Roder Hts	Shelter/Field Equip.		392,856		
Safe Environment for Oil & Gas Co	Other Services		236,715		
Samama'A Office Supplier	Education Supplies, Other Goods		539,340		
Sharek	Other Services		613,259		
Specialized Co for Trade Services	Clothing & Footwear, Identific. & Signage, Water & Sanitation, Other Services		3,368,838	1,026,123	5,220,816
Teamwork Communications	IT & Office Supplies, Printing, Other Goods and Services		247,315		
Transjordan Trading Co	Other Goods		113,983		
Y&R Amman	Other Services		220,134		
KENYA					
Bilmark Groups Ltd	Water & Sanitation, Other Services			782,640	
Captain Andy's Fishing Supplies	Fuel & Lubricants, Transport, Other Goods			127,649	
CfBT Education Trust	Other Services			1,261,876	
Development Impact Consulting Ltd	Other Services		348,320		
East African Supplies & Logistics	Water & Sanitation, Other Services			412,540	
English Press Ltd	Printing		139,401	178,119	
Family Health International	Other Services		393,199		
Firstdata Research Consultants Ltd	Other Services		189,249		
Insta Products (EPZ) Ltd	Nutrition				398,881
Kuehne & Nagel Ltd	Other Services			1,392,592	
Nation Media Group Ltd	Other Services		212,032		
Omaski Sai Infra Co Ltd	Water & Sanitation			139,114	
Ramco Printing Works Ltd	Identific. & Signage, Printing, Other Goods		53,356	332,508	
Royal Media Services Ltd	Other Services		415,203		
Sketchers Design Promoters Ltd	Printing, Water & Sanitation, Other Goods		9,421	91,565	
Spartan Relief Services Ltd	Education Supplies, Medical Supplies & Equipment, Water & Sanitation, Other Services			538,298	
Techno Relief Services Ltd	Education Supplies, Medical Supplies & Equipment, Nutrition, Shelter/Field Equip., Water & Sanitation, Other Goods		901,329	2,219,570	
The Standard Group Ltd	Other Services		115,743		
Universal Corp Ltd	Pharmaceuticals				3,712,170
Vestergaard Africa Ltd	Water & Sanitation			217,470	
KIRIBATI					
King Holdings Ltd	Other Services			685,237	
KYRGYZSTAN					
Agency of Modernization and Development Pa	Other Services		104,288		
Faisi Ltd	Other Services		127,747		
Iveria Ltd	Other Services		164,748		
Tort Gul Pmk Jsc	Other Services		111,689		
LAO PEOPLE'S DEMOCRATIC REPUBLIC (THE)					
Chareunxay Construction Co Ltd	Construction		109,039		
Exim Sole Co Ltd	Other Services		174,000		
KI Architecture-Construction Co Ltd	Construction		233,378		
Mittaphoum Construction Material Shop	Water & Sanitation		206,146		
Nakhone Construction Sole Co Ltd	Construction		181,179		

Supplier	Commodities	Value \$	Local	Country to country	International
Phetpaseuth Construction Co Ltd	Construction		389,563		
Phonesay Construction Co	Construction		181,375		
Samakhixay Construction Co	Construction		285,394		
SMP Enterprises	Water & Sanitation		101,686		
Sonesavanh Construction Sole Co Ltd	Construction, Other Services		259,435		
Viengoudomsup Const., Bridge, Road and Irr. Co Ltd	Construction, Other Services		178,038		
Xaiyavong Group Enterprise	Water & Sanitation		242,854		
Xaysombath Construction Ltd	Construction, Other Services		464,782		
LEBANON					
Agility Logistics Lebanon SAL	Transport, Warehousing, Other Services		295,077		
Akil Bros	Clothing & Footwear				5,484,778
Al Bonyan Co for Engineering and Contracting SARL	Other Services		272,125		
Al Madar	Other Services		810,305		
Al Rawan for General Contracting & Trading SARL	Medical Supplies & Equipment, Water & Sanitation, Other Services		664,698		
All Transport Agency (ATA)	Other Services		708,023		
Arab Printing Press SAL	Education Supplies, Printing			1,040,000	2,609,639
Arison	Water & Sanitation, Other Services		1,639,155		
Boustany United Machineries Co SAL	Transport, Water & Sanitation, Other Goods and Services		351,086		
Class SARL	Communication Equip., IT & Office Supplies, Other Goods		133,770		
Dar El Kotob SAL	IT & Office Supplies, Printing, Other Services		183,958		
Est Georges Hawa for Agriculture	Agriculture, Medical Supplies & Equipment, Shelter/Field Equip., Water & Sanitation		134,217		
Fabco Trading Co SARL	Water & Sanitation				328,797
Fairco International SAL	Communication Equip., Education Supplies, IT & Office Supplies, Medical Supplies & Equipment, Printing, Other Goods		1,637,279		
Group 4 Security Services Lebanon	Other Services		104,305		
Haddad Enterprises	Clothing & Footwear, Cold Chain Equipment, Identific. & Signage, IT & Office Supplies, Water & Sanitation		866,030		4,692,230
Infopro	Other Services		105,528		
KPMG	Other Services		100,000		
Lebanese Association for Educational Studies	Other Services			158,767	
Medco	Fuel & Lubricants, Other Services		580,181		
Memac Ogilvy	Other Services		244,980	253,949	
Ne A Beyrouth SARL	Other Services		118,929		
Obeid for Pumps Est	Other Services		166,722		
PIMCO	IT & Office Supplies			504,369	
Somoplast	Water & Sanitation		448,685		
Sustainable Environmental Solutions	Other Services		106,838		
Tala Establishment for Educational Material	Other Services			220,000	
The Corporated Engineering Co SARL	Other Services		619,405		
WET (Naji Corban Engineering Office)	Other Services		368,850		
Younes Bros SARL	Water & Sanitation, Other Goods and Services		442,356	38,759	1,475,359
Zizette Group	Medical Supplies & Equipment, Water & Sanitation		734,404	1,043,455	
LIBERIA					
1 Media House (Hot FM)	Other Services		397,618		
Business System Solutions Inc	Printing, Other Goods and Services		173,269		
Cusmos Construction Corp	Other Services		208,844		
Development Communications Initiative	Other Services		973,766		
Highway Construction & Maintenance	Other Services		282,719		
Jeety Trading Corp	Clothing & Footwear, Water & Sanitation, Other Goods		137,954		

Supplier	Commodities	Value \$	Local	Country to country	International
Jusmat Engineers (Lib) Ltd	Other Services		597,089		
Kiazawe Construction	Other Services		191,992		
Liberia Petroleum Co	Fuel & Lubricants		121,158		
Lion Stationery Store	Communication Equip., Education Supplies, IT & Office Supplies, Printing, Warehousing, Water & Sanitation, Other Goods		117,227		
Mano Manufacturing Co	Pharmaceuticals, Water & Sanitation		625,885		
Ma-Zommo Construction Co	Other Services		354,350		
Nafa Construction Co	Other Services		114,353		
National Printers	Printing		466,399		
Office Ideas	Education Supplies, IT & Office Supplies, Printing, Other Goods		108,147		
Professional Artistic Group Inc	Other Services		345,135		
Professional Maintenance Contractor	Other Services		229,421		
Sachu Traders	Agriculture, Bednets/Insecticides, Clothing & Footwear, Communication Equip., IT & Office Supplies, Medical Supplies & Equipment, Shelter/Field Equip., Staff Supplies, Warehousing, Water & Sanitation, Other Goods		832,939		
Seatrans Shipping & Stevedoring Co	Other Services		1,292,617		
Sethi Brothers	Agriculture, Bednets/Insecticides, Clothing & Footwear, Communication Equip., Construction, Medical Supplies & Equipment, Pharmaceuticals, Printing, Water & Sanitation, Other Goods		2,535,045		
Thunder Bird Corp	Transport, Other Goods		100,516		
Total Liberia Inc	Fuel & Lubricants, Other Goods		348,642		
LUXEMBOURG					
Dometic SARL	Cold Chain Equipment			627,671	13,454,609
Dupont De Nemours SA	Medical Supplies & Equipment				586,276
MADAGASCAR					
Atelier Des Techniciens	Other Services		153,661		
Entreprise D'Adduction D'Eau Razafy	Other Services		143,203		
Entreprise Eraf	Construction		198,951		
Entreprise Herimanana	Construction, Other Services		284,109		
Entreprise Maestria Civil	Construction, Other Services		112,220		
Entreprise Mazoto	Construction		165,129		
Entreprise Niriantsoa	Construction		101,581		
Entreprise Razanatoandro	Construction, Other Services		158,258		
Entreprise Sandratra	Construction		137,810		
Entreprise Thierry	Construction		266,976		
Factories SARL	Other Services		156,423		
Global Vision Com	Other Services		204,997		
MadInterimServices	Other Services		165,079		
Mi Ti Consulting	Other Services		184,358		
Mi-Print	Printing		187,576		
Société JB	Nutrition		314,886		2,367,985
Société Malgache De Transform	Water & Sanitation		179,372		
Société Razafintsalama Et Fils	Other Services		116,371		
Socimex	Transport		153,793		
Tectra SARL	Other Services		423,791		
Telma Money SA	Other Services		596,146		
MALAWI					
Airtel Malawi Ltd	Other Services		245,011		
Apex Rent a Car	Other Services		174,891		
Aquabor International Ltd	Other Services		944,403		
Capital Furniture Co Ltd	Education Supplies, IT & Office Supplies, Other Services		219,636		

Supplier	Commodities	Value \$	Local	Country to country	International
Capital Printing Press	Printing		137,512		
Cargo Management Logistics Ltd	Other Services		425,000		
Chakhuwala Building Contractors	Construction		546,114		
Clinton & Evans	Construction		174,712		
Crossroads Hotel	Other Services		154,448		
DBM Construction	Construction		166,150		
Fattani Offset Printers	Printing		117,775		
Keiretsu Construction	Other Services		744,482		
M & G Industries	Education Supplies, IT & Office Supplies, Other Services		475,409		
Mapanga Furniture Ltd	IT & Office Supplies		272,993		
Mphatso Metal Works & Building Contractors	Construction		1,296,621		
Osman Wholesalers	Transport		237,718		
PricewaterhouseCoopers	Other Services		522,860		
Romana Consulting Engineers	Construction		318,080		
SR Nicholas Ltd	Construction, Other Services		3,250,127		
Saifro Ltd	Other Services		374,609		
Sammy's Transport	Other Services		281,424		
SDV Malawi Ltd	Other Services		1,071,727		
Sun and Sand	Other Services		103,489		
Sunder Furniture Ltd	IT & Office Supplies		111,306		
Total Malawi Ltd	Fuel & Lubricants		201,976		
Wah Kong Construction Engineering	Construction		798,028		
MALAYSIA					
Asian Support Direct Sdn Bhd	Other Services		906,222		
Fortitech Asia Pacific Sdn Bhd	Nutrition				279,084
Percetakan Osacar Sdn Bhd	Other Services		134,703		
Pro Direct Sdn Bhd	Other Services		190,093		
SG Global Support Services Sdn Bhd	Other Services		403,852	159,604	
SM Pharmaceuticals Sdn Bhd	Pharmaceuticals				1,795,640
MALI					
Agence Mali Management	Other Services		289,091		
Almamy Toure	Other Services		305,810		
Cedref SARL	Other Services		202,944		
CFAO Technologies	IT & Office Supplies		192,285		
Chic Afrique	Construction, Other Services		1,094,707		
CTDLF	Other Services		224,955		
Djema Entreprise SARL	IT & Office Supplies		101,057		
Drissa Dembele	Clothing & Footwear, IT & Office Supplies		135,334		
E/Se De Construction N'Tiobala	Construction, Other Services		983,406		
ECGF Fode Coulibaly	Other Services		495,377		
Ecotra	Other Services		329,669		
Edim SA	Printing		811,972		
Entreprise Maimouna Construction	Construction		753,693		
Entreprise Moulaye Emmanuel Toure	Construction, Other Services		934,416		
Entreprise Nouvelle De Construction SARL	Construction		382,021		
Entreprise Terist	Construction, Other Services		369,478		
Etablissements Modibo Diarra	Cold Chain Equipment, IT & Office Supplies, Water & Sanitation		143,729		
Geotechnologie Service Pour Le Developpement	Other Services		351,881		
Groupement Forex-Seniwe	Other Services		672,490		

Supplier	Commodities	Value \$	Local	Country to country	International
Groupement SID/SERTAS	Construction, Other Services		344,211		
IGIP Afrique Mali SARL	Other Services		168,587		
Imprim-Services	Printing		386,071		
Julie Pudlowski Consulting	Printing, Other Services		195,058		
Librairie Papeterie Du Soudan	Education Supplies, IT & Office Supplies		104,296		
Matrans	Other Services		135,550		
Ocidm Banta Sissoko	Printing		515,174		
Ousmane Keita	Other Services		168,616		
SDV	Other Services		345,340		
Seeba Sahelienne De L'En. De L'Eau Et Du Bat.	Cold Chain Equipment, Other Services		991,612		
SETRA	Other Services		173,290		
SID Ingenieurs Conseil	Other Services		121,830		
Sogefor	Other Services		308,006		
STB Mali	Construction, Other Services		795,722		
Ster	Other Services		558,662		
Total Mali	Fuel & Lubricants		272,614		
Yeleman	Other Services		228,364		
MAURITANIA					
Agence Zemour Voyage	Other Services		253,364		
Elma Forage SARL	Other Services		219,434		
Ets Ahmedou Ould Melainine	Other Services		153,981		
Ets Baba Gueye & Fils	Other Services		308,474		
Ets Services Generaux	Nutrition		141,081		
Mauritano Suisse Securite	Other Services		492,076		
Socosaf Tp SARL	Other Services		156,466		
Somiba Tp	Construction		214,595		
MEXICO					
Consultores Ariagui Sc	Other Services		177,506		
Ecco Servicios De Personal	Other Services		213,863		
Empacadora El Fresno SA De CV	Other Services		126,231		
Fundraisers Mexico SA De RL De CV	Other Services		2,295,940		
Grafimania SA De CV	Other Services		259,889		
Hub Digital SA De CV	Other Goods and Services		143,613		
Jar Electronica Aplicada SA	Communication Equip., IT & Office Supplies			175,011	
Mercadeos Y Patrocinios SA De CV	Other Services		200,137		
Niceflow SA De CV	Other Services		143,326		
RR Donnelley De Mexico	Other Goods and Services		102,430		
Servicios De Telemarketing Tps SA De CV	Other Services		113,748		
MONGOLIA					
Ikh Uyen Llc	Other Services		192,971		
Khuvsgul Ekh Llc	Other Services		178,081		
Toono Tushaa Llc	Other Services		192,276		
Top Drilling Co Ltd	Other Services		121,408		
Uul Uwgud Llc	Other Services		197,078		
MOZAMBIQUE					
Afritool Pty Ltd	Communication Equip., Transport, Water & Sanitation		123,756		
Brithol Michcoma (Moc) Lda	IT & Office Supplies, Printing		144,849		
Bytes & Pieces	IT & Office Supplies		119,870		
Compuworks Informática Lda	Communication Equip., Education Supplies, IT & Office Supplies		112,080		

Supplier	Commodities	Value \$	Local	Country	International
			to country		
Deloitte & Touche Moçambique Lda	Other Services		167,793		
Eurosis Consultoria E Formação Em Gestão	Other Services		125,092		
J A Carvalho & Cia Lda Minerva Central	Printing		124,917		
L Duarte Santos Lda	IT & Office Supplies		102,789		
Moexport Lda	Clothing & Footwear, Education Supplies		126,242		
Pixel Comunicação E Imagem	Printing		235,951		
Plural Editores Lda	Education Supplies		755,313		
Prowater Consultores Lda	Other Services		117,839		
Salomon Lda	Other Services			1,224,055	
Serigrafia Crescente	Printing		102,115		
Trak-Auto Lda	Agriculture		115,661		
Verde Azul Consult Lda	Other Services		2,759,183		
MYANMAR					
Basin International Ltd	Bednets/Insecticides, Clothing & Footwear, Education Supplies, Identific. & Signage, Medical Supplies & Equipment, Printing, Shelter/Field Equip., Warehousing, Water & Sanitation		336,545		
Best Colour Co Ltd	Education Supplies, Identific. & Signage, Printing		827,389		
Bholat General Services Co Ltd	Other Services		127,899		
Goal Advertising Co Ltd	Other Services		151,849		
Mahar Swe Advertising Co Ltd	Printing		333,315		
Man International (Services)	Printing		249,780		
Mega United Brothers Logistics Co Ltd	Other Services		171,350		
Mercury Offset Printing	Printing		251,313		
Moe Kaung Kin Offset	Education Supplies, Printing		199,924		
Myanmar Partners Co Ltd	Other Services		107,609		
Myanmar Pipes & Accessories Co Ltd	Water & Sanitation		525,894		
The Worldwide Moving Services	Other Services		274,327		
ZKKT General Services Co Ltd	Other Services		104,356		
NEPAL					
Him Trade Link	Water & Sanitation, Other Goods		135,652		
Himal Tents P Ltd	Clothing & Footwear, Shelter/Field Equip.		100,889		
Mice Ad Nepal	Other Services		100,275		
Mt Trade & General Order Suppliers	Education Supplies		166,001		
Rakesh Enterprises	Education Supplies		133,323		
Subi Trade Link	Clothing & Footwear		222,394		
Sunrise Cut-Piece Centre	Clothing & Footwear		100,052		
Valley Research Group	Other Services		209,734		
NETHERLANDS (THE)					
Abbvie Logistics BV	Pharmaceuticals				7,099,828
Akvo Foundation	Other Services			101,994	
Bilthoven Biologicals BV	Vaccines/Biologicals				13,500,960
Civil Registration Centre for Development	Other Services			154,474	
Deloitte Consulting BV	Other Services				256,072
Euromex	Medical Supplies & Equipment				733,988
Hevea BV	Medical Supplies & Equipment				265,139
IDA Foundation	Pharmaceuticals				3,095,742
Imres BV	Medical Supplies & Equipment, Nutrition			1,592	1,460,783
IRC International Water & Sanitation Center	Other Services			199,708	
Maastricht Graduate School of Governance	Other Services			101,309	
Merck Sharp & Dohme BV	Pharmaceuticals				148,002

Supplier	Commodities	Value \$	Local	Country to country	International
Pk Trucks Holland	Transport				316,646
Ricoh International BV	IT & Office Supplies			146,162	73,245
Royal Tropical Institute	Other Services			141,871	
The Medical Export Group BV	IT & Office Supplies, Medical Supplies & Equipment, Water & Sanitation			370,955	9,438,218
Wijnroemer Relief Goods BV	Medical Supplies & Equipment, Water & Sanitation				3,232,182
NEW ZEALAND					
Polytechnics International Nz Ltd	Other Services			187,232	
NIGER (THE)					
CAT Logistics	Other Services		226,971		
EMY International	Communication Equip., Education Supplies, IT & Office Supplies, Water & Sanitation, Other Goods		107,428		
Ets Nassirou Siddo Elhadj Amadou	Other Services		145,849		
Gadnet Securite	Other Services		111,942		
Garage Tinni Sanda	Transport		134,440		
Groupe Sanecom	Printing, Transport, Other Goods		257,106		
Hamdallaye Transit International	Shelter/Field Equip.		204,205		
Kountoumi Commerce Général	Other Services		101,644		
Loule Commerce	Other Services		140,440		
Mahamadou Bagourme	Other Services		108,591		
Nouvelle Imprimerie Du Niger	Printing, Other Goods		269,839		
Ratco Transit	Other Services		137,131		
Société Agro Niger	Warehousing		125,174		
Société Transformation Alimentaire	Nutrition		6,795,435		1,120,328
Total Niger	Fuel & Lubricants		247,396		
Unis Niger	IT & Office Supplies, Water & Sanitation		127,144		
NIGERIA					
Actionaid Nigeria	Other Services		160,000		
Airtel Networks Ltd	Printing, Other Services		168,438		
Akintola Williams Deloitte	Other Services		2,636,174		
Garkida Press	Printing		124,994		
Marvelous Mike Press Ltd	Printing		645,871		
Mediaserve Prints Ltd	Printing, Water & Sanitation		431,376		
Obasi Nnam & Co	Other Services		104,819		
Petra Digital Press	Printing		239,426		
PricewaterhouseCoopers	Other Services		7,720,298		
Techno Brain West Blue Ltd	Other Services		307,488		
TLC Engineering Solutions	IT & Office Supplies		124,381		
Transerve Disc Technologies Ltd	Printing		102,973		
Verdant Zeal Marketing Communication Ltd	Other Services		144,738		
Yaliam Press Ltd	Printing		217,357		
NORWAY					
Fafo Institute for Applied Int. Studies	Other Services			563,876	
GC Rieber Compact A/S	Nutrition				3,056,224
Laerdal Medical A/S	Education Supplies			20,000	169,613
OB Wiik A/S	Shelter/Field Equip., Warehousing				423,714
PAKISTAN					
Aan Associates	Other Services		190,156		
Accountancy Outsourcing Services Ltd	Other Services		240,630		
Adult Basic Education Society	Education Supplies		156,535		
Apex Consulting Pakistan	Other Services		1,049,899		

Supplier	Commodities	Value \$	Local	Country to country	International
Avicenna Consulting Pvt Ltd	Other Services		104,950		
Bajaur Construction Compnay	Water & Sanitation, Other Services		406,344		
Buraq Surgical Corp	Medical Supplies & Equipment				744,050
China Mobile Pakistan Ltd	Other Services		334,819		
Chip Training and Consulting	Other Services		7,966,450		
Colgate Palmolive (Pakistan) Ltd	Water & Sanitation		278,650		
Computer Data Solutions	IT & Office Supplies		312,867		
Coral Trading & Contracting Co	Education Supplies, Staff Supplies		159,030		
Decora Furnishers	Identific. & Signage, IT & Office Supplies		192,596		
Ernst & Young Ford Rhodes	Other Services		313,747		
Eycon Pvt Ltd	Other Services		596,374		
Falcon Surgical Co Pvt Ltd	Medical Supplies & Equipment				277,475
Freelance Business International	Education Supplies, Medical Supplies & Equipment, Printing		525,574		
H Nizam Din & Sons	Shelter/Field Equip.			150,941	
H Sheikh Noor-Ud-Din & Sons Pvt Ltd	Shelter/Field Equip., Water & Sanitation		233,060		
Haris Enterprises Pvt Ltd	Other Services		169,623		
IMGC Global Pvt Ltd	Water & Sanitation		178,388		
Insight Solutions	Other Services		859,579		
Institute of Rural Managment	Other Services		126,706		
Institute of Social and Policy Sciences	Other Services		109,982		
Integrated Health Services	Other Services		1,410,241		
Interflow Communications Pvt Ltd	Other Services		2,713,807		
International Research Council for Religious Affairs	Other Services		100,025		
Jers Engineering Consultants	Other Services		249,332		
Kifayat Paper Products	Printing		100,179		
King Faisal Multi Sign Service	Identific. & Signage, Medical Supplies & Equipment		659,726		
Lahore University of Management Sciences	Other Services		194,666		
M/S Printage	Education Supplies		158,802		
MA International	IT & Office Supplies		251,128		
Mardan Traders	IT & Office Supplies		163,670		
Mercury Transformations	Other Services		311,874		
Midas Communications Pvt Ltd	Other Services		152,499		
National Tent House	Education Supplies, Water & Sanitation		586,405		
New Khosa Brothers Construction Builder Co	Construction		186,663		
Pangea Growth Pvt Ltd	Other Services		191,224		
Paramount Tarpaulin Industries	Shelter/Field Equip.		60,857	381,682	
Prime Services	Other Services		1,188,836		
Quick Process	Printing, Other Services		332,688		
Saeed-Ud-Din Shah Government Contractor	Water & Sanitation, Other Services		446,376		
Search for Common Ground Pakistan	Other Services		664,849		
Shaan International	IT & Office Supplies		227,349		
Shaco Enterprises	Education Supplies, Medical Supplies & Equipment		110,636		
Shahid Trading Co	Education Supplies, Water & Sanitation		253,126		
Society for Comm. Supp. for Primary Educ.in Balochistan	Other Services		189,755		
Techno Consult International	Other Services		216,787		
Thathialah Builders	Construction		116,917		
The Aga Khan University Karachi	Other Services			103,380	
The Brand Partnership	Other Services		3,271,634		
The Point Communications	Other Services		528,105		

Supplier	Commodities	Value \$	Local	Country to country	International
UBC Convertec Pvt Ltd	Printing, Other Services		114,928		
Wackenhut Pakistan Pvt Ltd	Other Services		529,771		
World in Consulting	Other Services		102,808		
Zeb Trading Corp	IT & Office Supplies		732,214		
Zia Masood Kiani & Co	Other Services		435,899		
PANAMA					
Gadan Panama SA	Communication Equip., Construction, Nutrition			122,544	
PAPUA NEW GUINEA					
Gold Bell Construction	Construction		182,682		
LI Smoke Ltd	Construction		245,292		
PNG Institute of Medical Research	Other Services		146,969		
Post PNG Ltd	Other Services		133,995		
PARAGUAY					
Marketing Social Sa	Other Services			158,400	
Oniria Sa	Other Services		129,710		
PERU					
Advantage Consulting Sac	Other Services		250,037		
Publicis Asociados Sac	Other Services		279,042		
PHILIPPINES (THE)					
Accent-Micro Technologies Inc	IT & Office Supplies		221,166		
ACM Graphics	Education Supplies, Printing		251,630		
Adarna House Inc	Education Supplies, Printing		138,502		
Alcanz Consulting Group Inc	Other Services		260,759	30,241	
Alliance for Improving Health Outcomes Inc	Other Services		221,191		
Alriz Enterprises	Clothing & Footwear, Education Supplies, Identific. & Signage, IT & Office Supplies, Medical Supplies & Equipment, Printing, Shelter/Field Equip., Water & Sanitation		627,341		
AM Ramos Trading	Education Supplies, IT & Office Supplies, Printing, Water & Sanitation		1,027,262		
Appco Direct International	Other Services		981,681		
Asian Institute of Journalism	Other Services		290,359		
Business Frontier Corp	Other Services		222,874		
CICP Learn Business Management Consult. Co	Other Services		260,603		
Cofta Mouldings Corp	Education Supplies, Shelter/Field Equip.		766,179		
Contrade Integrated Depot Inc	Education Supplies, Printing		519,008		
Cosmotech Philippines Inc	Communication Equip.		122,851		
CT Link Systems Inc	IT & Office Supplies		118,976		
Ec-Tec Commercial	Education Supplies, Identific. & Signage, IT & Office Supplies, Printing		413,517		
Educational Marketing Mentors	Education Supplies, Identific. & Signage, Printing		727,819		
Emeterio Valeriano Valeriano Enterprises	Education Supplies		396,294		
Gem Stationery Inc	Education Supplies, IT & Office Supplies, Printing		356,889		
Globalquest BPO Specialists Inc	Other Services		295,274		
Goetz Moving & Storage Inc	Other Services		2,723,996		
Integrated Waste Management Inc	Other Services		228,235		
Isla Lipana & Co	Other Services		105,778		
Jaryn Construction Supply	Construction, Water & Sanitation		189,020		
JDES Enterprises	Clothing & Footwear, Education Supplies, IT & Office Supplies, Printing, Water & Sanitation		1,028,970		
Manila Consulting and Management	Other Services		159,112		
Nextgen Commercial	Clothing & Footwear, Education Supplies, Identific. & Signage, Printing, Shelter/Field Equip., Staff Supplies, Water & Sanitation		910,461		

Supplier	Commodities	Value \$	Local	Country to country	International
Ogilvy & Mather (Philippines) Inc	Other Services		263,868		
Philippine Hospital Project Development Corp	Other Services		314,968		
Philippine Postal Corp	Other Services		182,395		
Quantum Solutions Philippines Inc	Other Services		163,867		
Sedsan Commercial	Clothing & Footwear, Communication Equip., Education Supplies, IT & Office Supplies, Printing, Water & Sanitation		722,681		
Vibe Technologies Inc	Other Services		114,016		
Young's Sporting Goods	Education Supplies, Other Goods		150,724		
POLAND					
Warsaw Pharmaceutical Works Joint Stock	Pharmaceuticals				111,491
PORTUGAL					
Bastos Viegas SA	Medical Supplies & Equipment				121,417
QATAR					
Gulf Professional Clothing	Identific. & Signage				245,314
Qatari German Co for Medical Devices	Medical Supplies & Equipment				387,198
REPUBLIC OF KOREA (THE)					
Berna Biotech Korea Corp	Vaccines/Biologicals				76,597,909
LG Life Sciences Ltd	Vaccines/Biologicals				2,689,937
Standard Diagnostics Inc	Medical Supplies & Equipment				3,058,223
ROMANIA					
Graffiti Bbdo	Other Services		117,822		
Infomed Fluids SRL	Pharmaceuticals				1,894,282
Pricewaterhousecoopers Audit SRL	Other Services		67,003	61,100	
RUSSIAN FEDERATION (THE)					
FSUE of Chumakov Ipve Rams	Vaccines/Biologicals				11,953,578
NPO Partnership for Every Child	Other Services			114,688	
RWANDA					
Active Social Architecture	Other Services		157,899		
Agespro Security	IT & Office Supplies, Other Services		119,520		
Engen Rwanda Sarl	Fuel & Lubricants		127,073		
SAUDI ARABIA					
Al Tofola International Co	Other Services			249,140	
SENEGAL					
Atol SA	Bednets/Insecticides, Education Supplies, Water & Sanitation		137,901		
Institut Pasteur De Dakar	Vaccines/Biologicals				1,401,371
Skyvision/Connecteo Senegal	Other Services			183,264	
Umi3189 Environnement Santé Sociétés	Other Services		114,358		
Vigassistance SA	Other Services		104,831		
SERBIA					
BBC Promet DOO	Warehousing, Water & Sanitation		168,038		
SEYCHELLES					
TLC Trading Ltd	Transport				744,860
SIERRA LEONE					
AA Enterprises	IT & Office Supplies, Shelter/Field Equip., Warehousing, Water & Sanitation		268,724		
Adnan & Adel Mullah & Sons Ltd	Transport		236,115		
Ahmry Services International Ltd	Construction, Other Services		1,146,338		
Associates Investment Ent	Water & Sanitation		487,640		
Bemisal Enterprises & Construction	Clothing & Footwear, Education Supplies, IT & Office Supplies, Printing, Shelter/Field Equip., Warehousing, Water & Sanitation		631,532		
Charlies'co Enterprises	Other Services		231,887		

Supplier	Commodities	Value \$	Local	Country to country	International
Cherepha Enterprises	Clothing & Footwear, Education Supplies, Medical Supplies & Equipment, Warehousing, Water & Sanitation		135,697		
Cosmeline Products Ltd	Education Supplies, Warehousing, Water & Sanitation		521,676		
Design Tech Initiative (SI)	Construction		163,111		
Dreamperfect Solutions	Other Services		110,984		
Kaitefa Construction & Gen. Services	Construction		125,874		
Logistics Solution & Services	Water & Sanitation		249,741		
Milla Group (Sierra Leone) Ltd	IT & Office Supplies, Warehousing, Water & Sanitation		405,600		
Modern Metal Furniture Co Ltd	Shelter/Field Equip., Water & Sanitation		103,955		
Musa Sharafdeen & Sons	Bednets/Insecticides, Clothing & Footwear, Education Supplies, IT & Office Supplies, Nutrition, Warehousing		147,708		
Nab'S Tech	Communication Equip., Printing		724,865		
National Petroleum (SL) Ltd	Fuel & Lubricants		133,280		
PKF	Other Services		126,188		
Print Point Ltd	Printing, Warehousing		263,544		
Project Peanut Butter	Nutrition		374,003		
Rolaan Enterprises	Printing, Warehousing		188,498		
Salfaida Construction & Trading Ent	Construction, Other Services		129,599		
Security Support Group International	Other Services		445,764		
Sylis Design	Printing		104,624		
T Choithram & Sons Ltd	Bednets/Insecticides, Education Supplies, Nutrition		162,051		
SINGAPORE					
Proactive Data Systems Pvt Ltd	Communication Equip.			361,066	
SLOVAKIA					
Pkp Bardejov SRO	Nutrition				1,488,967
SOLOMON ISLANDS					
Leeming International Consulting	Other Services			374,668	
SOMALIA					
Alnoor Almustaqem General Trading Co	IT & Office Supplies, Other Services		227,772		
Physical Risk Solutions	Other Services		282,684		
SOUTH AFRICA					
Alere Healthcare Pty Ltd	Medical Supplies & Equipment			100,245	
Ask Afrika Pty Ltd	Other Services			107,201	
Beyond Wireless Technology Pty Ltd	Cold Chain Equipment				242,233
Control Chemicals Ltd	Water & Sanitation				254,760
Deloitte & Touche	Other Services		185,896		
Diva Nutritional Products Pty Ltd	Nutrition				9,147,211
DSM Nutritional Products South Africa Pty Ltd	Nutrition				1,803,917
Economic Policy Research Institute	Other Services			1,011,259	
Edeni Chemical Trading Cc	Water & Sanitation				113,134
Fast Track Consultants	Construction		797,674		
Fundraising That Works Pty Ltd	Other Services		100,000		
IWR Water Resources Pty Ltd	Other Services			207,680	
Lasec Export Pty Ltd	Medical Supplies & Equipment				247,032
Mccarthy Toyota Hatfield	Transport		30,928	74,770	
Mother to Mother	Other Services			1,403,452	
Praekelt Foundation	Other Services			38,796	79,820
Reboni Furniture Group	IT & Office Supplies			518,940	
Rooftop Video Productions Cc	Other Services			116,580	
Royal Haskoningdhv Pty Ltd	Other Services			738,691	

Supplier	Commodities	Value \$	Local	Country to country	International
South African Medical Research	Other Services		72,073		43,905
Southern Hemisphere	Other Services		244,903	147,120	
Toyota SA Motors Pty Ltd	Transport			353,488	
Tshwaranang Leg. Adv. Cen. to End Viol. Ag. Women	Other Services		315,323		
University of Limpopo Trust	Other Services		235,907		
University of Stellenbosch	Other Services			209,677	
SOUTH SUDAN					
Action Africa Help International	Other Services		1,019,493		
Africa Educational Trust	Other Services		150,000		
Aquasan Southern Sudan Ltd	Other Services		129,300		
Aron International Hotel	Other Services		147,543		
Astroid Building Consultancy	Construction		214,272		
Bollore Africa Logistics	Other Services		339,877		
Brand Portal Group Ltd	Other Services		230,259		
Canaction Enterprise Ltd	Shelter/Field Equip., Warehousing, Water & Sanitation, Other Services		909,943		
Dalbit International Ltd	Fuel & Lubricants		183,442		
Davis & Shirtliff Ltd	Shelter/Field Equip., Water & Sanitation		140,817		
Decons International Ltd	Other Services		171,247		
DMS Africa	IT & Office Supplies, Warehousing, Other Goods and Services		392,055		
East Africa Aquatech Drilling Ltd	Other Services		430,160		
Ezentus Co Ltd	Transport, Water & Sanitation, Other Goods		409,668		
Freight In Time South Sudan Ltd	Other Services		376,870		
Gasco Ltd	Construction, Other Services		588,065		
Juba Catering Services	Other Services		404,226		
Juba Grand Hotel Ltd	Other Services		234,105		
Lalibela Res. Co Ltd	Other Services		2,932,832		
Life for Construction Co Ltd	Other Services		526,150		
Ma Maison Ltd	Communication Equip., Nutrition, Water & Sanitation, Other Services		1,031,605		
Marx for Advertisement & Construction	Communication Equip., IT & Office Supplies, Medical Supplies & Equipment, Printing, Water & Sanitation		176,882		
Pharos Architects	Construction, Other Services		356,867		
Rak Media Group	Identific. & Signage, Medical Supplies & Equipment, Printing		135,726		
Royal Park Investments Ltd	IT & Office Supplies, Other Goods and Services		280,482		
Tecno Trading Ltd	Water & Sanitation		580,000		
Trojan Enterprises (SS) Ltd	Fuel & Lubricants, Other Services		4,184,983		
Universal Printers Co Ltd	Education Supplies, Fuel & Lubricants, Identific. & Signage, Medical Supplies & Equipment, Printing, Water & Sanitation, Other Goods		1,499,679		
UN Missions in South Sudan	Fuel & Lubricants		1,317,809		
Warehousing Logistics Co Ltd	Other Services		290,482		
Warrior Security Services	Other Services		545,715		
World Food Programme	Other Services		481,125		
Zeregaber General Trading Ltd	Agriculture, Clothing & Footwear, Education Supplies, IT & Office Supplies, Medical Supplies & Equipment, Water & Sanitation, Other Goods		155,466		
SPAIN					
Barna Import Medica SA	Medical Supplies & Equipment, Water & Sanitation				2,259,718
Bombas Ideal SA	Water & Sanitation				833,329
Cartay Productos De Acogida SL	Water & Sanitation				2,415,709
Fundacion Dara Internacional	Other Services				143,238
Jomipsa	Education Supplies, Water & Sanitation				1,547,273
Kerasol 2000 SL	Construction, Water & Sanitation			257,367	

Supplier	Commodities	Value \$	Local	Country to country	International
Laboratorio Aldo-Union SA	Pharmaceuticals				786,348
Laboratorio Reig Jofre SA	Pharmaceuticals				147,071
Sulzer Pumps Spain	Water & Sanitation				286,969
SRI LANKA					
Lallans Sports Goods Manufacturers	Education Supplies, Other Services		279,993		
Lapro Technologies Pvt Ltd	IT & Office Supplies, Printing, Other Services		110,188		
Leema Creations Pvt Ltd	Construction		204,819		
Singer (Sri Lanka) Plc	Communication Equip.		101,729		
The Solutions Group Pvt Ltd	Other Services		206,167		
STATE OF PALESTINE					
Abu Fulan Co for General Contracting	Other Services		1,644,436		
Al Assbah Co for Heavy Equipment & Truck	Printing, Transport		485,987		
Al Safa Modern Co	Other Services		163,200		
Al Waleema	Clothing & Footwear, Education Supplies, Water & Sanitation		751,127		
Al- Zaitoon Contracting Co	Other Services		147,921		
Al-Eswed Co for General Contracting	Other Services		575,230		
Al-Ostaz Co for Trade & Industry	Clothing & Footwear		104,875		
Al-Qasabah Co for General Contract	Water & Sanitation		340,475		
Bashir Siksik & Co Ltd	Water & Sanitation		134,955		
Darwish Abu Muaileq Co	Other Services		482,427		
Elhaytham Trading Co	Education Supplies, IT & Office Supplies, Printing		163,647		
Esmael Alawa & Sons Co	Water & Sanitation		184,874		
Future Iron Pipes	Communication Equip., Water & Sanitation		167,751		
Hirbawi Investment & Int. Trade Co	Education Supplies, IT & Office Supplies		894,079		
Ineem Co & Library	Education Supplies, IT & Office Supplies		506,894		
Lemix Co Ltd	Medical Supplies & Equipment		111,355		
Masoud & Ali and Partners Contracting Co	Construction		6,280,003		
Mimar Real Estate Investment Co	Other Services		249,795		
Modern Industrial Group	Education Supplies, IT & Office Supplies		175,785		
Mushtaha & Hassouna Co Ltd	Construction		1,078,600		
Nasser Eddin Trading Group Ntg	Medical Supplies & Equipment, Shelter/Field Equip., Water & Sanitation		295,117		
Saqqa and Khoudary Co	Construction		653,132		
Ultimit Advanced Turnkey Solutions	Other Services		169,805		
Zalmout Distribution Co	Water & Sanitation		155,142		
Zant Co for Medical Supplies & Labs	Medical Supplies & Equipment		128,882		
Zoom Advertising	Printing		116,218		
SUDAN (THE)					
Ahmed Salih for Culture and Industry Inputs	Education Supplies, Printing		632,664		
Algaali Engineering and Contracting	Construction		112,131		
Alyageen for Construction and Contracting	Construction		144,182		
Aramco Trading for Multi Activity Co	Clothing & Footwear		113,551		
Azoom Plastic Factory	Water & Sanitation		129,165		
Babel Contracting	Construction		211,610		
Baharig Co for Trading and Engineering	Construction		239,523		
Dawn Contracting Co	Construction		141,347		
DO for Integrated Solutions Co	Printing, Shelter/Field Equip., Other Services		159,304		
Doha Contracting Works	Construction		264,228		
Epac Engineering Planning and Arch. Consultants	Other Services		103,047		
Hurria Printing Press	Education Supplies, Printing		488,915		

Supplier	Commodities	Value \$	Local	Country to country	International
Joseph Anwr Koundas	Construction		147,259		
Khogali and Shoush Int. Trading & Services Co Ltd	Other Services		137,512		
Nasser and Brothers Work	Construction		179,343		
Rawian Factory for Fibreglass	Education Supplies, Water & Sanitation		160,428		
Samil Industrial Co	Nutrition		6,437,637		843,700
Saria Industrial Complex	Water & Sanitation		106,732		
Tagoug Soap Factory	Water & Sanitation		120,750		
Tarek Nour Limelight & Advertising	Other Services		159,916		
Tawfig Soap Factory	Water & Sanitation		188,750		
Technology of Submersible Pumps	Water & Sanitation		331,936		
SWEDEN					
Biab International AB	Education Supplies, Identific. & Signage, IT & Office Supplies, Printing				2,955,758
Bording Halmstad AB	Education Supplies				110,684
Dometic AB	Cold Chain Equipment			23,432	1,086,777
Hemocue AB	Medical Supplies & Equipment			2,678	1,260,010
Honeywell Safety Products Nordic AB	Medical Supplies & Equipment				330,315
Indevelop Sweden AB	Other Services			737,596	
Smurfit Kappa Lagamill AB	Medical Supplies & Equipment				3,130,630
SWITZERLAND					
Acino Pharma Ag	Pharmaceuticals				133,780
BASF Agro BV Arnhem	Bednets/Insecticides				13,722,689
Berlinger & Co AG	Cold Chain Equipment				1,638,304
DSM Nutritional Products Europe Ltd	Nutrition				3,426,107
Hochdorf Swiss Nutrition Ltd	Nutrition				177,671
Interpeace	Other Services			176,125	
Kaz Europe Sarl	Medical Supplies & Equipment				537,439
Medela AG	Medical Supplies & Equipment				2,564,194
Novartis Pharma Services AG	Pharmaceuticals				1,998,426
Open Systems AG	Other Services				4,608,931
Sustainable Outreach	Other Services				294,488
Swisscom (Suisse) SA	Communication Equip., Other Goods and Services		5,480		209,976
Topnet SA (Ge)	Other Services				186,952
Vestergaard Frandsen Group SA	Bednets/Insecticides, Medical Supplies & Equipment				45,084,901
SYRIAN ARAB REPUBLIC (THE)					
Accad	Clothing & Footwear, Medical Supplies & Equipment		2,061,817		
Ahmad & Fadi Saffaf Trading Co	Water & Sanitation			220,000	
Al-Birr Assoc. Char. and Soc. Ser. Org. in Kamishly	Clothing & Footwear, Other Services		547,369		
Alfred Merza	Water & Sanitation			338,685	
Deloitte & Touche (ME)	Other Services		235,000		
DHL Global Forwarding	Other Services		937,368	2,123,600	
Four Seasons Hotel Damascus	Other Services		743,903		
Future Technologies Co Ltd	Communication Equip., IT & Office Supplies, Other Services		139,888		
Gezairi Transport	Other Services		100,000		
Ghossen Trading Co	Water & Sanitation			1,458,547	
Global Surveys Lic	Other Services		603,841		
Kassem Ltd Co	Communication Equip., IT & Office Supplies, Printing		121,228		
Khaled Zeeb Al Jammal	Construction, Other Services		357,311		
Land Transport International	Other Services		200,000		
Mahrakat	Fuel & Lubricants		457,899		

Supplier	Commodities	Value \$	Local	Country to country	International
Majed & Mohamed Al-Zayed Co	Clothing & Footwear, Shelter/Field Equip.		549,356		
Mhd Labib Al Ikhwan	Water & Sanitation			195,631	
Mhd Monir Chammah	Clothing & Footwear		1,982,673		
Nader Hamida	Education Supplies, Identific. & Signage, Printing		629,846		
Omayya Llestismart Co	Clothing & Footwear		1,024,600		
Saeed Elias Ossi	Water & Sanitation		455,000		
Salem Deri	Nutrition		104,516		
Salhani Printing Est	Printing		472,869		
Sanaya Est	Education Supplies, Water & Sanitation		611,483		
Sharekat Alm. Al Khadra Lhan Ali. Wa Alamara	Other Services		1,187,829		
Sleman Sleman & Kameran Sleman Comp	Water & Sanitation		697,149		
Specialized Syrian Transportation Co	Other Services		650,610		
Subh Engineering Consultants	Other Services		129,686		
Syrian Arab Red Crescent	Other Services		357,677		
Tadreeb	Other Services		1,236,303	584,450	
World Food Programme	Fuel & Lubricants, Other Services		188,353		
TAJIKISTAN					
Llc Contrast	Education Supplies, Printing		175,823		
Llc Navina A	Communication Equip., IT & Office Supplies, Medical Supplies & Equipment, Printing		162,331		
Llc Orbita	Printing		109,456		
THAILAND					
Amarin Book Center Co Ltd	Identific. & Signage, Printing		160,209		
Appco Ltd	Other Services		1,485,352		
Asia-Pacific Dev. & Communication Centre	Other Services			180,303	
CAS Paper Co Ltd	Printing			271,119	
Delphys Hakuhodo (Thailand) Co Ltd	Other Services		516,793		
Eastern Printing Public Co Ltd	Printing		76,281	71,950	
Ey Corporate Services Ltd	Other Services		101,513		
Ideal Approach Co Ltd	Other Services		168,824		
Ogilvyone Worldwide Ltd	Other Services		103,817		
Pimolchai Suksakorn Co Ltd	Nutrition				2,024,820
Promotion of Appropriate Technology Co Ltd	Water & Sanitation				162,910
Quo Bangkok Co Ltd	Other Services		59,031	155,162	
School of Global Studies Thammasat University	Other Services		154,990		
SG Global Support Services Sdn Bhd	Other Services		253,581		
Star Reachers Group CoLtd	Other Services		211,210		
Teledirect Telecommerce (Thailand) Ltd	Other Services		153,846		
Thantawan Industry PLC	Education Supplies, Medical Supplies & Equipment				286,592
TIMOR-LESTE					
Biamali Unipessoal Lda	Construction, Other Services		234,006		
Bil Unipessoal Lda	Construction		190,444		
Child Frontiers Ltd	Other Services		126,584		
Dino Unipessoal Lda	Construction		195,433		
Jape Dept Store	IT & Office Supplies, Printing, Warehousing, Water & Sanitation		340,596		
M2 Unipessoal Lda	Construction		286,515		
Matlalan Unipessoal Lda	Construction		140,771		
New Star Co Ltd	Communication Equip., Water & Sanitation		249,541		
Nijercia Unipessoal Lda	Construction		300,745		

Supplier	Commodities	Value \$	Local	Country to country	International
Sylvia Dili	Education Supplies, IT & Office Supplies, Medical Supplies & Equipment, Printing, Warehousing, Water & Sanitation		696,111		
Talisahe Unipessoal Lda	Construction		147,949		
Telkomcel	Other Services		118,160		
TOGO					
Entreprise Moderne De Technologie	Other Services		139,207		
TURKEY					
Adim Ank. Tanıtım Org.Tur. Mat. Bas. Yay.Tic. Ltd	Clothing & Footwear, Printing, Other Goods		111,218		
Bilgi Egitim Teknolojileri Ltd	IT & Office Supplies, Shelter/Field Equip.		650,102		
Dorce	Shelter/Field Equip., Water & Sanitation		992,454		
Eduser Danismanlik Consultancy	Other Services		104,278		
Genc Taahhut Giyim Tekstil Ins San Ltd	Clothing & Footwear		153,148		
Has-Pet Ith. Ihr. Ve Pazarlama Ltd Sti	Water & Sanitation		940,170		
Men Anorak Tekstil San Tic Ltd Sti	Clothing & Footwear		863,588		
Mert Kirtasiye Ve Tic. Ltd Sti	Education Supplies		897,028		
Meteksan Printing & Industrial Trade Co	Clothing & Footwear		117,277		
Noble House Business Plc	Clothing & Footwear		258,756		
Prefi Prefabrik Yapi End Bil Tic Ltd Sti	IT & Office Supplies, Shelter/Field Equip.		121,418		
Sanat Kirtasiye Ve Reklam	Education Supplies		734,729		
Selcan Dayanikli Tuk.Mallari AS	IT & Office Supplies		102,307		
Senkardes	Water & Sanitation			421,498	
Turk Kizilayi Yerlesim Sist. Uretim Isletmesi	Shelter/Field Equip.		480,400		
Turkoglu Danismanlik	Other Services		172,336		
Yanki Travel Agency Ltd Sti	Other Services				223,859
UGANDA					
Bidco Uganda Ltd	Water & Sanitation		484,102		
Childfund International	Other Services		1,266,237		
Communication for Development Foundation	Other Services		207,223		
Crestanks	Water & Sanitation		194,080		
Crown Healthcare (U) Ltd	Medical Supplies & Equipment, Shelter/Field Equip., Water & Sanitation		196,331	19,765	
D-Mark Co Ltd	Other Services		212,501		
Draco Uganda Ltd	Other Services		419,160		
Express Logistics Group Ltd	Other Services		105,106		
Farst Africa Ltd	Other Services			118,122	
Gets Technical Services Ltd	Other Services		149,092		
Hwan Sung Industries Ltd	Medical Supplies & Equipment, Printing		117,441		
Innovation Africa Ltd	Other Services		228,421		
Kava International Ltd	IT & Office Supplies		147,248		
KPMG	Other Services		103,701		
Kuehne & Nagel Inc	Other Services		133,000		
Lutheran World Federation	Other Services		345,748		
Maad Ltd	Other Services		326,657		
Makerere University School of Public Health	Other Services		310,817		
Mango Tree Educational Enterprises Ltd	Education Supplies			232,314	
MPK Graphics Ltd	Identific. & Signage, IT & Office Supplies, Printing, Other Goods		140,630		
Mukwano Industries Uganda Ltd	Water & Sanitation		31,405	220,944	
New Vision Printing & Publishing	Communication Equip., Printing, Other Goods and Services		173,693		
Nyaruka	Other Services			909,400	364,700
PC World Computers Ltd	IT & Office Supplies, Printing, Other Goods and Services		102,894	3,541	
Qg Saatchi & Saatchi Ltd	Other Services		341,995		

Supplier	Commodities	Value \$	Local	Country to country	International
Royal Techno Industries Ltd	Other Services		1,044,437		
Shell Uganda	Fuel & Lubricants, Transport		360,243		
Spedag Interfreight Uganda Ltd	Warehousing, Other Services		111,360		
Sumadhura Technologies Ltd	Other Services		330,129		
Team Initiatives Ltd	Other Services		106,115		
Techno Relief Services (U) Ltd	Shelter/Field Equip., Water & Sanitation		389,392		
Threeways Distribution Ltd	Other Services		235,092		
Uganda Telecom	IT & Office Supplies, Other Services		335,903		
Wilmuka Uganda Ltd	Water & Sanitation		101,595		
World Point Group	Education Supplies, Identific. & Signage, Printing, Other Goods		148,264		
Yo! Uganda Ltd	Other Services		380,696		
UKRAINE					
Arena	Water & Sanitation, Other Services		798,098		
Paper Trade	Bednets/Insecticides, Education Supplies, Medical Supplies & Equipment, Printing, Water & Sanitation		109,708		
Ukrainian Conference Service Center	Education Supplies, Other Goods and Services		238,424		
UNITED ARAB EMIRATES (THE)					
Abu Dhabi Medical Devices Co LLC	Medical Supplies & Equipment				7,295,494
Adpower FZCO	Water & Sanitation			518,692	
Altai Consulting	Other Services			1,902,135	
Cosmoplast Ind Co	Water & Sanitation				186,308
GJB Trading Co LLC	Water & Sanitation				117,000
Gulf Pharmaceutical Industries	Pharmaceuticals				1,599,997
Mogadishu Stars General Trading LLC	Other Services			105,230	
NRS International FZCO	Shelter/Field Equip.				3,209,621
Oki General Trading LLC	Shelter/Field Equip.				810,301
Saiba General Trading LLC	Communication Equip., Education Supplies, Identific. & Signage, IT & Office Supplies, Printing, Transport, Other Goods			227,492	
Ska International Group Ltd	IT & Office Supplies, Other Services			160,048	
Tana Netting Fz LLC	Bednets/Insecticides				154,153
World Food Programme Dubai	Medical Supplies & Equipment, Transport, Other Goods and Services			161,296	
UNITED KINGDOM (THE)					
Aegis Engineering Ltd	Staff Supplies				542,282
Anthologica Ltd	Other Services				368,852
Arco Ltd	Medical Supplies & Equipment				105,696
Avery Weigh-Tronix Ltd	Nutrition				669,505
Butyl Products Ltd	Water & Sanitation				2,431,385
C&E Advisory Services Ltd	Other Services			162,174	
Catalyst IT Europe Ltd	Other Services				214,230
Coram Children's Legal Centre	Other Services			1,014,913	
Cromwell Tools Ltd	Education Supplies, IT & Office Supplies, Medical Supplies & Equipment, Other Goods			44,341	466,915
Dando Drilling International Ltd	Water & Sanitation				698,309
Development Pathways Ltd	Other Services			457,747	
Dulas Ltd	Cold Chain Equipment, Other Services			41,474	2,162,198
Durbin PLC	Medical Supplies & Equipment, Nutrition, Pharmaceuticals				4,584,231
Education for Change Ltd	Other Services			205,875	344,911
Equilearn Ltd	Other Services			201,400	
Evenproducts Ltd	Water & Sanitation				609,404
Fairey Industrial Ceramics Ltd	Water & Sanitation				822,036

Supplier	Commodities	Value \$	Local	Country to country	International
Guy's & St Thomas' NHS Foundation	Other Services				144,280
Hattersley Aladdin Ltd	Cold Chain Equipment				454,134
Hawki Worldwide Ltd	Other Services			452,951	
Hydrachem Ltd	Water & Sanitation				2,602,346
Institute of Development Studies	Other Services			147,836	
Integritex	Medical Supplies & Equipment				142,526
IOD Parc	Other Services			211,429	
Janke Armouring Ltd	IT & Office Supplies, Transport, Other Goods			285,475	3,208,696
Kifani Solutions Ltd	Other Services			489,560	
Kimberly-Clark Professional	Medical Supplies & Equipment, Water & Sanitation				676,870
Lifeline Technologies Trading Ltd	Education Supplies				662,326
Liverpool School of Tropical Medicine	Other Services			545,968	
London School of Hygiene & Tropical Medicine	Other Services			185,381	442,827
Medreich PLC	Pharmaceuticals				3,518,946
Montrrose International Llp	Other Services			1,041,625	
Moore Stephens Llp	Other Services			212,089	
Morningside Pharmaceuticals Ltd	Medical Supplies & Equipment, Nutrition, Pharmaceuticals				6,338,452
Osprey Ltd	Water & Sanitation				585,438
Overseas Development Institute	Other Services			391,846	13,600
Oxford Policy Management Ltd	Other Services			1,403,059	696,960
Palintest Ltd	Water & Sanitation				347,862
Portwest Ltd	Medical Supplies & Equipment				127,864
Rand Europe Community Interest Co	Other Services			209,814	
Remonsys Ltd	Cold Chain Equipment				145,581
Sollatek UK Ltd	Cold Chain Equipment				217,640
Stratagem International	Other Services				323,569
Strategic Agenda Llp	Other Services			13,450	226,435
The Centre for Applied Childhood Studies	Other Services			282,089	
The Northampton Centre for Learning Behaviour Ltd	Other Services			119,425	75,812
Toyota Gibraltar Stockholdings Ltd	Communication Equip., IT & Office Supplies, Transport, Other Goods and Services			1,462,087	18,826,163
True Energy Ltd	Cold Chain Equipment				2,958,005
University of Edinburgh	Other Services			319,692	86,000
University of Oxford	Other Services				159,296
University of Sussex	Other Services			329,600	
Valid International Ltd	Other Services			218,870	
Vine Management Consulting	Other Services			19,000	189,465
Water & Sanitation for the Urban Poor	Other Services			397,486	
Willis Ltd	Other Services				2,932,269
Wired Ltd	Other Services			199,996	
WPP 2005 Ltd	Other Services			125,381	
UNITED REPUBLIC OF TANZANIA (THE)					
Design Studio	Construction		118,000		
Identity Promotions Ltd	Printing		160,117		
Innovex Development Consulting Ltd	Other Services		143,744		
Jamana Printers Ltd	Identific. & Signage, Printing, Other Goods		415,402		
Net Health Ltd	Bednets/Insecticides				2,427,675
Seifi School Centre	Clothing & Footwear, Education Supplies, IT & Office Supplies, Medical Supplies & Equipment, Shelter/Field Equip., Transport, Water & Sanitation		108,926		
The CSR Group Africa Ltd	Other Services		140,638		

Supplier	Commodities	Value \$	Local	Country to country	International
True Vision Production (T) Ltd	Other Services		112,873		
UNITED STATES					
Accenture Llp	Other Services				747,185
Access Bio Inc	Medical Supplies & Equipment				898,292
Accounting Principals	Other Services				436,569
Advanced Computer Concepts	IT & Office Supplies				160,241
American Institutes for Research	Other Services			2,940,593	406,296
Americas Generators Inc	Medical Supplies & Equipment, Water & Sanitation				584,870
Aptmetrics	Other Services				178,175
Astrophysics Inc	IT & Office Supplies, Other Goods			107,663	
AT&T Corp	Other Services				299,400
Atlantic Business Products	Other Services				162,132
Atlantic Business Systems Inc	Communication Equip., IT & Office Supplies, Printing, Other Goods			39,956	1,842,778
Boston Consulting Group Inc	Other Services				227,065
Brigham & Women's Hospital	Other Services				286,621
Brofm Llc	Other Services			150,000	
Cisco Systems Inc	IT & Office Supplies, Other Goods				1,038,234
Citrix Systems Inc	IT & Office Supplies, Other Goods				133,795
CMC Americas Inc	Other Services				132,880
Collins Building Services Inc	Other Services				247,417
Community Systems Foundation	Other Services			362,200	804,407
Compunnel Software Group Inc	Other Services				185,194
Cutter Information Llc	Other Services				129,500
Drexel University	Other Services			46,924	115,612
Dupont USA	Medical Supplies & Equipment				387,716
E5 Software Llc	Other Goods				143,992
Edesia	Nutrition				3,827,496
Emerging Markets Communications Llc	Other Services			402,185	287,005
Emory University	Other Services			392,284	
Encotech	Other Services			1,793,540	
Enterprise Consulting Services Inc	Other Services				105,840
Ever Ready First Aid & Medical Supplies	Medical Supplies & Equipment				527,813
Family Health International	Other Services			649,674	90,056
Forrest Solutions	Other Services				1,001,275
Gimmel Llc	IT & Office Supplies				922,905
Global Employment Solutions	Other Services				112,570
Graphics Service Bureau Inc	Other Services				572,758
Hewlett Packard	IT & Office Supplies, Other Goods				705,929
Hughes Development Inc	Other Services			943,514	
Hyperakt	Other Services				110,000
Iknow Llc	Other Services				921,165
Impaq International Llc	Other Services			100,734	
Inform. Man. & Mine Action Progs. Inc	Other Services			466,627	
Innovapptive Inc	Other Services				136,662
Innovationlabs Llc	Other Services				706,350
Insead	Other Services				1,455,480
Int. Center for Research on Women	Other Services			155,900	
International Business Machines	IT & Office Supplies				307,736
International Food Policy Research Institute	Other Services			486,108	

Supplier	Commodities	Value \$	Local	Country to country	International
International Initiative for Impact Evaluation	Other Goods and Services			500,687	40,000
J Marshall Event Production Inc	Other Services				109,820
JB Technologies	Other Services				168,910
JBPHN Llc	Other Services				278,300
John Snow Inc	Other Services			705,734	
Johns Hopkins Uni. Bloomberg Sch. of Pub. Health	Other Services			425,976	
Kineo Group Inc	Other Services				271,630
Liberty Bell Solutions Inc	Other Services				125,000
Lucky 8 TV Llc	Other Services				151,377
Madurasoft	Other Services				348,440
Maestral International Llc	Other Services			302,156	
Mana Nutritive Aid Products Inc	Nutrition				6,753,366
Manhattan Information Systems Inc	Communication Equip., IT & Office Supplies, Other Goods and Services				445,358
Mccann Global Health	Other Services				653,215
Merck & Co Inc	Vaccines/Biologicals				25,591,033
Microsoft Corp	IT & Office Supplies				551,353
Mission Media	Other Services				290,000
Neocase Software Inc	Other Services				462,450
Nyaruka	Other Services			128,050	
Ohio University	Other Services			159,946	307,184
Omega World Travel	Other Services				387,000
PCI Media Impact	Other Services			165,297	
Pfizer Inc	Vaccines/Biologicals				299,015,561
Planson International Corp	Communication Equip., IT & Office Supplies, Other Goods			260,621	4,094,064
PricewaterhouseCoopers Lip	Other Services				177,500
Prime for Results International	Other Services			124,552	
Procter & Gamble Co	Water & Sanitation				936,905
Prographics Inc	Printing, Other Services				170,231
Retractable Technologies Inc	Medical Supplies & Equipment				3,489,048
Rice Lake Weighing Systems	Nutrition				110,700
RJL Resources Inc	Other Services				195,798
RTI International	Other Services			389,299	
Sajilo Solutions International	Other Services				335,048
Scholastic Inc	Printing			180,375	
Seed Scientific	Other Services				463,070
SHI International Corp	IT & Office Supplies, Other Goods and Services			7,296	161,741
Skillssoft Corp	Other Services				212,400
Sky IT Group	IT & Office Supplies				140,860
SSINFOTEK Inc	Other Services				116,679
Stratman Llc	Other Services			285,302	85,856
Sundancer Refrigeration Inc	Cold Chain Equipment				212,125
Sungard Availability Services Lp	Other Services				2,365,560
Sword Group	Other Services				150,000
Symantec Corp	IT & Office Supplies				200,306
Synergy International Systems Inc	Other Services			125,855	
Tabatchnick Fine Foods Inc	Nutrition				6,549,195
Tango International	Other Services			153,468	
The Bassiouni Group	Other Services			117,684	
The George Washington University	Other Services				173,423

Supplier	Commodities	Value \$	Local	Country to country	International
The Gorkana Group	Other Services				141,567
The Improve Group	Other Services			181,478	
The Manoff Group Inc	Other Services			94,605	75,811
The Population Council	Other Services			402,742	
Thoughtworks Inc	Other Services			356,128	791,160
Thunderbird School of Global Mgmt.	Other Services				538,768
Tulane University	Nutrition, Other Services			1,124,873	
University of North Carolina	Other Services			797,260	99,998
University of Pennsylvania	Other Services			38,405	226,845
Vaxtrac	Other Services				650,257
Vision for Development	Other Services			242,241	
Whizo Technologies Inc	Other Services				167,072
Wisconsin Aluminum Foundry Co Inc	Medical Supplies & Equipment				817,348
Wolters Kluwer Financial Services	Other Goods and Services				124,400
Yaltech Consulting Inc	Other Services				173,440
URUGUAY					
Meralir SA	Printing, Other Goods		159,151		
Muñoz Aguirre Y Asociados SRL	Other Services		178,148		
Teomac SA	Other Services		336,248		
UZBEKISTAN					
Begin Trade Pe	Printing		107,392		
Jurabek Print Llc	Printing		227,251		
Mercury Service Events and Travel	Other Services		312,026		
Omega Alfa Shans	Other Services		232,025		
VIET NAM					
Cong Ty Tnhh Dimension Data Viet Nam	IT & Office Supplies, Medical Supplies & Equipment, Other Services		151,764		
Cong Ty Tnhh Tich Hop He Thong Cmc	IT & Office Supplies, Other Goods and Services		159,011		
YEMEN					
Al-Adel for General Trading	Nutrition, Water & Sanitation		455,289		
Al-Awadhi Furniture & General Service	Nutrition, Water & Sanitation, Other Services		1,051,091		
Alnada Center for General Service	Other Services		129,370		
Bilal Al-Hubaishi for Trading & Agencies	Nutrition		187,143		
Eco Systems	Water & Sanitation		305,403		
Grant Thornton	Other Services		114,600		
Lapis Yemen for Strategic Comm.	Other Services		212,720		
Nasser Saleh Al-Aghbari	Construction		175,383		
Onex Design and Advert	IT & Office Supplies, Printing, Water & Sanitation		423,898		
Right Media for Trading	Printing		180,833		
Silver Filters Co	Water & Sanitation, Other Services		381,775		
Stallion Security & Safety Services	Other Services		329,346		
Transoceanic Projects	Other Services		122,610		
ZAMBIA					
Buffalo Bicycles Zambia Ltd	Transport		204,930		
Camland Construction Ltd	Construction, Other Services		871,855		
CC Systems Ltd	Communication Equip.		165,569		
Cross Roads Lodges	Other Services		130,873		
Institute of Development Studies	Other Services		351,913		
Ipsos Ltd	Other Services		215,098		
Melcome Marketing and Distributors	Clothing & Footwear		398,660		

Supplier	Commodities	Value \$	Local	Country	International
				to country	
Mlemba and Associates	Other Services		139,544		
New Horizon Printing Press	Printing		219,041		
Proprint Ltd	Education Supplies, Printing		321,500		
Technet Zambia Ltd	Communication Equip., IT & Office Supplies		161,516		
Zambia Center for App. Health Res. and Dev.	Other Services		474,244		
ZIMBABWE					
Africom	Other Services		133,063		
andbeyond Investments Pvt Ekhaya Cycles	Transport		1,000,000		
Blue Gold Drilling	Other Services		1,670,143		
Burco Zimbabwe Pvt Ltd	Other Services		339,715		
Bushpump Manufacturing	Water & Sanitation		171,572		
China JX International Engineering	Other Services		458,408		
Chisipite Drilling	Other Services		2,275,197		
Conduit Investments Pvt Ltd	Other Services		1,082,722		
Consultus Services Pvt Ltd	Printing		119,886		
Courier Connect	Other Services		161,000		
Crown Agents Zimbabwe	Other Services		2,838,668		
Daeta International Trading Cc	Communication Equip., IT & Office Supplies, Printing		117,947		
Deloitte Advisory Services Pvt Ltd	Other Services		620,745		
Destiny Ventures Pvt Ltd	Other Services		822,879		
Development Data	Other Services		148,503		
Easygas Dot Com Pvt Ltd	Fuel & Lubricants		651,925		
Econet Wireless	Other Services		212,160		
Energy Resources Africa	Other Services		703,481		
Ernst & Young	Other Services		314,800		
Froigate Technology Pvt Ltd	Other Services		501,653		
GEC Zimbabwe	Medical Supplies & Equipment, Other Services		1,056,010		
Hydroproject Pvt Ltd	Other Services		650,398		
Institute of Environmental Studies	Other Services		363,801		
Kingsport Investments Pvt Ltd	Identific. & Signage, Printing, Other Goods		187,343		
KPMG	Other Services		100,498		
Multiforce Contractors Pvt Ltd	Other Services		957,187		
Mystic East Trading	Other Services		172,000		
Showbyte Engineering Pvt Ltd	Other Services		1,244,961		
Sidal Engineering	Other Services		1,043,128		
Stewart Scott Zimbabwe Pvt Ltd	Other Services		212,617		
Tendo Electronics and Power Eng	Communication Equip., IT & Office Supplies, Medical Supplies & Equipment		123,349		
The Centre for British Teachers	Other Services		256,969		
Trium Corp Pvt Ltd	Other Services		169,422		
Tzircalle Bros	Other Services		856,582		
V and W Engineering	Agriculture, Water & Sanitation		3,098,582		
Van Der Berg Facilities Management	Other Services		157,746		
WK Construction Pty Ltd	Other Services		175,940		

Annex 3a

Destination countries/areas for UNICEF procured commodities, aggregating local, country to country and international procurement

Country/Area	Value (USD)
Afghanistan	69,281,169
Albania	3,175,699
Algeria	387,299
Angola	17,205,262
Argentina	938,347
Armenia	2,257,920
Azerbaijan	4,091,729
Bangladesh	47,213,381
Barbados	147,229
Belarus	1,885,688
Belgium (HQ Location)	183,217
Belize	16,049
Benin	16,757,647
Bhutan	731,011
Bolivia (Plurinational State of)	5,692,404
Bosnia and Herzegovina	1,500,862
Botswana	617,275
Brazil	674,945
Bulgaria	24,021
Burkina Faso	47,521,840
Burundi	16,143,994
Cabo Verde	374,261
Cambodia	22,647,175
Cameroon	51,902,087
Central African Republic (the)	20,234,373
Chad	37,662,936
Chile	199,435
China	1,574,121
Colombia	185,422
Comoros (the)	814,024
Congo (the)	6,021,540
Costa Rica	65,189
Côte d'Ivoire	70,922,975
Croatia	295,246
Cuba	1,846,713
Democratic People's Republic of Korea (the)	22,170,392
Democratic Republic of the Congo (the)	108,745,938
Denmark (HQ Location)	7,846,194
Djibouti	2,809,897
Dominican Republic (the)	143,239
Ecuador	163,388
Egypt	33,388,038
El Salvador	1,221,656
Equatorial Guinea	2,321,690
Eritrea	6,809,756
Ethiopia	140,356,271

Country/Area	Value (USD)
Fiji	1,653,285
Gabon	1,189,207
Gambia (the)	5,223,225
Georgia	2,711,584
Ghana	32,572,278
Guatemala	888,965
Guinea	24,248,080
Guinea-Bissau	2,628,691
Guyana	316,866
Haiti	7,195,694
Honduras	3,513,868
India	61,956,112
Indonesia	598,600
Iran (Islamic Republic Of)	1,048,259
Iraq	46,093,978
Italy (HQ Location)	129,614
Jamaica	259,400
Japan (HQ Location)	16,113
Jordan	13,435,219
Kazakhstan	251,713
Kenya	53,977,430
Kiribati	287,030
Kosovo	432,223
Kyrgyzstan	2,816,423
Lao People's Democratic Republic (the)	7,830,326
Lebanon	27,991,750
Lesotho	1,744,335
Liberia	25,232,046
Libya	369,867
Madagascar	37,260,087
Malawi	25,354,579
Malaysia	24,613
Maldives	277,923
Mali	45,770,353
Mauritania	9,312,526
Mexico	57,530
Micronesia (Federated States of)	30,226
Mongolia	2,678,572
Montenegro	107,337
Morocco	6,585,966
Mozambique	34,343,932
Myanmar	31,630,462
Namibia	360,490
Nepal	11,529,930
Nicaragua	1,931,867
Niger (the)	32,081,628

Country/Area	Value (USD)	Country/Area	Value (USD)
Nigeria	173,350,126	Yemen	51,874,169
Oman (Area Office Location)	40,506	Zambia	59,324,314
Pakistan	218,794,115	Zimbabwe	124,136,866
Panama	112,243		
Papua New Guinea	8,133,966		
Paraguay	46,948		
Peru	11,096,792		
Philippines (the)	76,847,499		
Republic of Moldova	1,457,191		
Romania	105,497		
Rwanda	16,332,719		
Samoa	14,505		
Sao Tome and Principe	401,855		
Saudi Arabia	137,823		
Senegal	20,032,978		
Serbia	550,091		
Seychelles	12,044		
Sierra Leone	40,633,433		
Solomon Islands	893,443		
Somalia	25,359,259		
South Africa	379,668		
South Sudan	37,969,954		
Sri Lanka	2,389,730		
State of Palestine	13,015,491		
Sudan (the)	78,884,683		
Swaziland	391,289		
Switzerland (HQ Location)	608,735		
Syrian Arab Republic (the)	72,286,300		
Tajikistan	7,066,791		
Thailand	662,373		
The former Yugoslav Republic of Macedonia	87,899		
Timor-Leste	2,726,096		
Togo	9,402,219		
Tunisia	202,119		
Turkey	12,449,253		
Turkmenistan	2,950,133		
Tuvalu	7,195		
Uganda	49,121,753		
Ukraine	1,104,365		
United Republic of Tanzania (the)	78,166,976		
United States (HQ Location)	734,760		
Uruguay	230,744		
Uzbekistan	9,806,546		
Vanuatu	104,921		
Venezuela (Bolivarian Republic of)	267,342		
Viet Nam	27,510,231		

Annex 3b

UNICEF countries/areas where services were used, aggregating local, country to country and international procurement

Country/Area	Value (USD)
Afghanistan	10,887,681
Albania	615,580
Algeria	842,611
Angola	3,165,092
Argentina	6,664,879
Armenia	770,321
Azerbaijan	617,598
Bangladesh	5,866,108
Barbados	861,264
Belarus	198,394
Belgium (HQ Location)	56,933
Belize	84,108
Benin	1,790,701
Bhutan	687,337
Bolivia (Plurinational State of)	1,188,735
Bosnia and Herzegovina	796,022
Botswana	885,871
Brazil	5,720,222
Bulgaria	833,297
Burkina Faso	5,799,311
Burundi	5,500,360
Cabo Verde	60,267
Cambodia	1,954,881
Cameroon	6,556,728
Central African Republic (the)	8,312,942
Chad	25,544,390
Chile	1,927,652
China	2,486,417
Colombia	9,400,382
Comoros (the)	962,159
Congo (the)	2,623,429
Costa Rica	875,994
Côte d'Ivoire	7,855,887
Croatia	1,107,439
Cuba	195,753
Democratic People's Republic of Korea (the)	812,928
Democratic Republic of the Congo (the)	19,185,518
Denmark (HQ Location)	28,032,147
Djibouti	574,982
Dominican Republic (the)	358,451
Ecuador	779,472
Egypt	2,469,872
El Salvador	425,074
Equatorial Guinea	570,056
Eritrea	1,818,300
Ethiopia	22,332,388

Country/Area	Value (USD)
Fiji	3,636,286
Gabon	510,755
Gambia (the)	397,917
Georgia	1,244,659
Ghana	4,514,249
Guatemala	901,358
Guinea	6,830,803
Guinea-Bissau	1,315,338
Guyana	447,897
Haiti	7,201,960
Honduras	355,940
India	41,284,737
Indonesia	5,006,461
Iran (Islamic Republic Of)	499,296
Iraq	34,713,465
Italy (HQ Location)	1,675,535
Jamaica	157,714
Japan (HQ Location)	224,479
Jordan	17,868,898
Kazakhstan	1,097,108
Kenya	7,525,864
Kiribati	32,757
Kosovo	667,673
Kyrgyzstan	2,199,383
Lao People's Democratic Republic (the)	4,723,781
Lebanon	9,530,910
Lesotho	461,585
Liberia	14,023,151
Libya	1,307,055
Madagascar	7,502,025
Malawi	19,905,466
Malaysia	2,532,015
Maldives	565,609
Mali	18,055,482
Mauritania	3,721,640
Mexico	5,357,432
Mongolia	1,504,982
Montenegro	486,788
Morocco	807,222
Mozambique	6,256,382
Myanmar	5,064,537
Namibia	887,218
Nepal	5,491,381
Nicaragua	311,244
Niger (the)	7,191,327
Nigeria	31,547,982

Country/Area	Value (USD)	Country/Area	Value (USD)
Oman (Area Office Location)	615,089	Yemen	4,216,645
Pakistan	32,475,780	Zambia	11,741,341
Palau	1,834	Zimbabwe	29,955,637
Panama	2,260,062		
Papua New Guinea	2,136,461		
Paraguay	761,743		
Peru	2,630,350		
Philippines (the)	11,932,585		
Republic of Moldova	677,498		
Romania	1,036,339		
Rwanda	4,563,077		
Samoa	7,890		
Sao Tome and Principe	175,734		
Saudi Arabia	600,792		
Senegal	5,174,608		
Serbia	524,543		
Seychelles	4,155		
Sierra Leone	14,427,706		
Solomon Islands	199,744		
Somalia	5,616,889		
South Africa	3,533,638		
South Sudan	27,324,492		
Sri Lanka	1,018,253		
State of Palestine	12,811,505		
Sudan (the)	4,269,354		
Swaziland	706,642		
Switzerland (HQ Location)	4,704,627		
Syrian Arab Republic (the)	13,496,086		
Tajikistan	1,628,226		
Thailand	8,116,169		
The former Yugoslav Republic of Macedonia	378,541		
Timor-Leste	3,572,778		
Togo	1,807,633		
Tunisia	697,798		
Turkey	1,754,339		
Turkmenistan	605,963		
Tuvalu	5,220		
Uganda	14,614,110		
Ukraine	1,318,500		
United Republic of Tanzania (the)	5,111,328		
United States (HQ Location)	57,392,956		
Uruguay	1,695,687		
Uzbekistan	1,876,746		
Vanuatu	26,079		
Venezuela (Bolivarian Republic of)	637,996		
Viet Nam	1,376,977		

Annex 4

Number of companies invited to bid by Supply Division and the number of responses received, by country/area

Country/area	Number of invitees	Number of responses
Algeria	2	0
Argentina	2	1
Australia	18	9
Austria	21	15
Bangladesh	35	20
Belgium	42	26
Benin	2	0
Bolivia (Plurinational State of)	1	0
Brazil	8	2
Bulgaria	4	2
Canada	13	3
China	152	91
Colombia	1	1
Côte d'Ivoire	2	0
Croatia	3	0
Cuba	6	0
Cyprus	37	31
Czech Republic (the)	4	2
Denmark	197	108
Egypt	3	0
Estonia	1	1
Ethiopia	9	4
Finland	10	6
France	92	47
Germany	173	95
Ghana	6	2
Greece	7	7
Guinea-Bissau	1	1
Haiti	1	1
Hungary	4	1
India	376	229
Indonesia	4	4
Iran (Islamic Republic Of)	3	0
Ireland	13	7
Israel	2	0
Italy	117	67
Japan	21	13
Jordan	4	0
Kenya	46	27
Kyrgyzstan	1	0
Lebanon	21	16
Luxembourg	8	7
Madagascar	1	0
Malaysia	15	6
Malta	1	0

Country/area	Number of invitees	Number of responses
Mexico	5	0
Nepal	3	1
Netherlands (the)	107	59
New Zealand	2	0
Nigeria	13	6
Norway	4	1
Oman	6	2
Pakistan	8	4
Peru	6	1
Philippines (the)	3	3
Poland	7	5
Portugal	4	4
Republic of Korea (the)	21	8
Romania	2	2
Russian Federation (the)	2	0
Senegal	1	0
Serbia	1	0
Seychelles	7	6
Singapore	4	1
Slovakia	1	1
Slovenia	1	1
South Africa	43	26
Spain	64	41
State of Palestine	2	2
Sudan (the)	2	2
Sweden	26	17
Switzerland	35	20
Thailand	11	9
Turkey	43	12
Uganda	6	2
United Arab Emirates (the)	47	32
United Kingdom (the)	269	152
United Republic of Tanzania (the)	2	2
United States	102	55
Viet Nam	1	0
Zambia	1	0
Zimbabwe	4	2



Children walk to school with their friends in Seno, Niamey, Niger carrying UNICEF school bags. Ultimately, the efforts of UNICEF staff, including the staff of the Supply Community, are driven by a desire to ensure that every child's right to health, education and protection is upheld

Photo credits

Front cover: © UNICEF/NYHQ2014-1285/Pflanz / Front inside cover: © UNICEF/SUDA2014-XX662/Noorani / Pg 3: © UNICEF/DENM2014-00231/SD ICL team, © UNICEF/NYHQ2014-1820/Bindra, © UNICEF/NYHQ2012-2247/Markisz, © UNICEF/2014/Sorensen, © UNICEF/DENM2014-00727/Jensen, © UNICEF/SUDA2014-00021/Noorani, © UNICEF/NYHQ2014-3212/Haidar / Pg 5: © UNICEF/NYHQ2014-1352/Pflanz / Pg 9: © UNICEF/NYHQ2014-1285/Pflanz / Pg 10: © UNICEF/NYHQ2014-3059/Rashidi / Pg 12: © UNICEF/NYHQ2014-1103/Khuzaie / Pg 13: © UNICEF/NYHQ2014-0933/Bindra / Pg 16: © UNICEF/NYHQ2014-0428/La Rose, © UNICEF/UNI167510/Jallanzo, © UNICEF/NYHQ2014-1905/La Rose, © UNICEF/NYHQ2014-1906/La Rose, © UNICEF/NYHQ2014-1027/Jallanzo / Pg 17: © UNICEF/NYHQ2014-1300/Jallanzo, © UNICEF/NYHQ2014-2028/Jallanzo © UNICEF/NYHQ2014-1814/Bindra © UNICEF/NYHQ2014-3001/James, © UNICEF/NYHQ2014-3474/Nesbitt, © UNICEF/NYHQ2014-3394/Nesbitt / Pg 18: © UNICEF/2014/ James / Pg 19: © UNICEF/BANA2014-01679/Paul, © UNICEF/NYHQ2014-3165/Zmey / Pg 20: © UNICEF/NYHQ2014-1356/Pflanz / Pg 21: © UNICEF/2015/Serem / Pg 22: © The Global Fund/2014/ODwyer, © UNICEF/UNICEF/Ouattara / Pg 24: © UNICEF/PAKA2014-00354/Zaidi / Pg 25 © UNICEF/UKLA2014 - 1865/Alcock / Pg 26: © UNICEF/PFPG2014-1191/Hallahan / Pg 29: © UNICEF/NYHQ2014-3217/Haidar, © UNICEF/NYHQ2013-1298/Dar Al Mussawir /Pg / 32: © UNICEF/NYHQ2014-0125/Pirozzi / Pg 34: © UNICEF/UGDA201400518/Vassie , © UNICEF/2014/Nesbitt / Pg 35: © UNICEF/NYHQ2014-2039/Khuzaie, © UNICEF/2015/Arnaud, © UNICEF/PAKA2014-00541/Zaidi, © UNICEF/NYHQ2014-1788/Kesner / Pg 36: © UNICEF/2014/Sorensen, © UNICEF/2014/Sanchez, © UNICEF/2014/Ierofanni, © UNICEF/NYHQ2010-2382/Asselin / Pg 37: © UNICEF/UNI180607/Zahri / Pg 38: © UNICEF/SUDA2014-00002/Noorani / Pg 40: © UNICEF/UNI164900/Terdjman / Pg 44: © UNICEF/DENM2012-00045/Posey, © UNICEF/2015/ Ierofanni / Pg 45: © UNICEF/DENM2014-00003/Thoby, © UNICEF/DENM2013-00074/Ierofanni, © UNICEF/DENM2015-00056/Flood, © UNICEF/DENM2015-00106/Flood / Back inside cover: © UNICEF/PFPG2014P-0876/Lynch

UNICEF Supply Division

Oceanvej 10-12
2150 Nordhavn
Denmark

Telephone: +(45) 45 33 55 00
Email: supply@unicef.org
www.unicef.org/supply
www.supplychainsforchildren.org
www.unicef.org/innovation

